



Distributed By: Custom Equipment Company  
866-333-0728  
Sales: tom@custommhs.com



Tote Box Carriers/PT Trucks



PT1C  
Single Bay  
(Totes Sold Separately)

## SUPER-ERECTA SHELF® TOTE BOX CARRIERS/ PT TRUCKS

- **Provides Efficient Handling** of totes, trays, and other types of containers.
- **Versatile:** Available in single, double, or triple-bay configurations.
- **Super Erecta Shelf® Construction:** Provides positive placement and easy vertical relocation of slides if your requirements change.
- **Casters:** Four 5" (127mm) swivel. Choose resilient or polyurethane tread.
- **Lightweight:** Easy to maneuver.
- **Chrome-Plated Finish**
- **Adjustable Models Available:** Telescoping front and back frames on the APT1C truck permit a variation up to 8<sup>3</sup>/<sub>4</sub>" (222mm) in horizontal distance between slides. These trucks can do "double duty" and accommodate containers from 15<sup>1</sup>/<sub>2</sub>" (394mm) to 24<sup>1</sup>/<sub>4</sub>" (615mm) in width. Easily adjusts with a socket wrench.



PT2C  
Double Bay



PT3C  
Triple Bay



Distributed By: Custom Equipment Company  
866-333-0728  
Sales: tom@custommhs.com

Copyright © 1998 Metropolitan Wire Corp.

16-60

Job \_\_\_\_\_



SUPER-ERECTA SHELF®  
TOTE BOX CARRIERS/PT TRUCKS

Tote Box Undershelf Slides

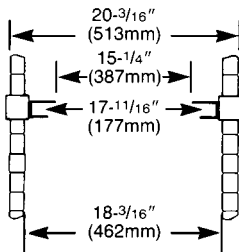
Width/Length (in.) (mm)	Height (in.) (mm)	Caster	Approx. Pkd. Wt. (lbs.) (kg)	Cat. No.
<b>SINGLE BAY</b>				
26x22 <sup>5</sup> / <sub>8</sub>	660x574	Resilient	56 25.2	PT1C-5M*
26x22 <sup>5</sup> / <sub>8</sub>	660x574	Polyurethane	56 25.2	PT1C-5MP*
<b>ADJUSTABLE SINGLE BAY (8<sup>3</sup>/<sub>4</sub>" [222mm] width adjustability)</b>				
20 <sup>5</sup> / <sub>8</sub> to 29 <sup>5</sup> / <sub>8</sub> x26	523 to 746x660	Resilient	54 24.3	APT1C-5M
20 <sup>5</sup> / <sub>8</sub> to 29 <sup>5</sup> / <sub>8</sub> x26	523 to 746x660	Polyurethane	54 24.3	APT1C-5MP
<b>DOUBLE BAY</b>				
26x41 <sup>3</sup> / <sub>4</sub>	660x1060	Resilient	73 32.8	PT2C-5M**
26x41 <sup>3</sup> / <sub>4</sub>	660x1060	Polyurethane	73 32.8	PT2C-5MP**
<b>TRIPLE BAY</b>				
26x60 <sup>7</sup> / <sub>8</sub>	660x1545	Resilient	117 52.6	PT3C-5M***
26x60 <sup>7</sup> / <sub>8</sub>	660x1545	Polyurethane	117 52.6	PT3C-5MP***

Each carrier has two brake casters and two swivel casters.  
 \*Single-bay carriers are equipped with six S3C single slides (3 sets).  
 \*\*Double-bay carriers are equipped with six S3C single slides (3 sets) and three S4C double slides.  
 \*\*\*Triple-bay carriers are equipped with six S3C single slides (3 sets) and six S4C double slides (3 sets).  
 Also available without slides. Order with catalog numbers PTN1, PTN2, PTN3.



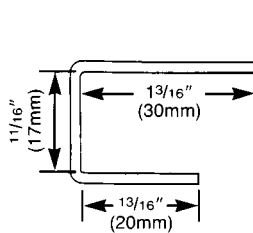
PT1C  
Single Bay  
(Totes Sold Separately)

STANDARD UNIT:  
INSIDE CLEARANCES

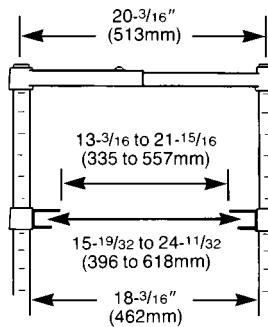


SLIDE SECTION ONLY

Combination  
Slide S3C



ADJUSTABLE UNIT:  
INSIDE CLEARANCES



Extra Slides

Width/Length (in.) (mm)	Description	Approx. Pkd. Wt. (lbs.) (kg)	Cat. No.
1 <sup>3</sup> / <sub>16</sub> x24 30x610	Combination Single Slide	1.5 .67	S3C
1 <sup>3</sup> / <sub>16</sub> x24 30x610	Combination Double Slide	1.6 .72	S4C
	End Stops for the S3C Slide		9950Z

Manufactured by:  
InterMetro Industries Corp.  
North Washington Street  
Wilkes-Barre, PA 18705



Distributed By: Custom Equipment Company  
866-333-0728  
Sales: tom@custommhs.com