

IndustrialWet

Anti-Fatigue

For More Information: 866-333-0728



WorkStep

TruTread

Safety TruTread

Performa 100N

Performa

Performa SD



Drainage, Comfort, and Safety

Apache's anti-fatigue matting for wet areas offers comfort and drainage as it elevates workers off the floor for greater safety.

Wherever You Stand - Stand on Us

Apache mats are ideal for restaurants, machine shops and industrial workstations. Apache offers a complete assortment, from top-of-the-line comfort and greaseproof construction, to economical general-purpose matting.

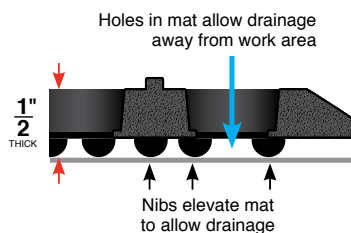


General Purpose Black

Grease-Resistant Red

General Purpose Black with GritTuff™

- Comfortable anti-fatigue design with beveled edges.
- Available in a grease-resistant red or general purpose black color.
- WorkStep black is also available with a gritted surface for extreme anti-slip performance.



WorkStep™

1 1/2
THICK

Lightweight rubber drainage mat for easy handling and cleaning.

Recommended Uses:

Bar and kitchen wet areas. Oily and greasy industrial workstations.



Standard Mat Sizes:

Nominal	Metric*
3' x 5'	91 x 152 cm
3' x 10'	91 x 305 cm
3' x 15'	91 x 457 cm
3' x 20'	91 x 610 cm

*Metric based on nominal size



Custom Configurations:

Create unique shapes to fit any workspace. Call for details.

Colors:



Black

Apache Spec.#300



Red

Apache Spec.#305



Black with GritTuff™

Apache Spec.#301

WorkStep™ with GritTuff™

GritTuff surface texture increases traction and reduces slipping.



Industrial/Anti Fatigue - Wet Areas

7"
8
THICK

TruTread™

Heavy-duty 7/8" thick rubber construction for wet, demanding environments.

Recommended Uses:

Bar and kitchen wet areas. Oily and greasy industrial workstations.

Standard Mat Sizes:

Nominal	Metric*
3' x 5'	61 x 152 cm
3' x 10'	91 x 305 cm
3' x 15'	91 x 457 cm

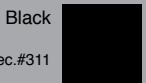
*Metric based on nominal size

Custom Configurations:

Create unique shapes to fit any workspace. Call for details.



Colors:

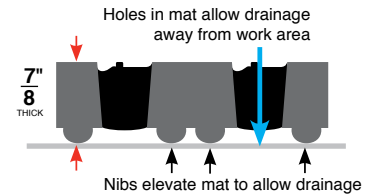


Grease-Resistant Black with GritTuff™

Greaseproof Red

Grease-Resistant Black

- Drainage holes allow liquids and waste to pass through matting.
- Comfortable construction eases fatigue and increases productivity.
- Oil and grease-resistant.
- Available in a greaseproof red or grease-resistant black color.
- TruTread™ black is also available with a gritted surface for extra traction.




TruTread™ with GritTuff™

GritTuff surface texture increases traction and reduces slipping



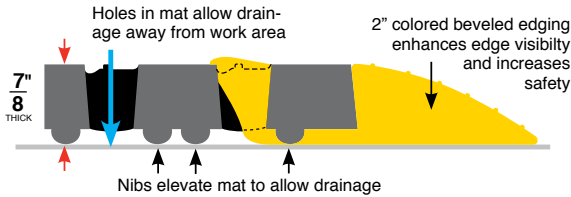
TruTread™ X-Connector is an easy way to join multiple TruTread mats together to cover large areas. Call for details.



Black/Yellow

Black/Orange

- Colored borders for increased safety awareness.
- Exceptional anti-fatigue comfort for wet, greasy, and dry environments.
- Elevated construction allows fluids to drain away from work area.
- Connectors available to link mats together for larger areas.
- Available in a grease-resistant black color.



TruTread™ X-Connector is an easy way to join multiple TruTread mats together to cover large areas. Call for details.



Safety TruTread™

7"
8
THICK

Heavy-duty 7/8" rubber construction with durable, beveled borders in contrasting colors.

Recommended Uses:

Wet manufacturing and industrial work cells.



Standard Mat Sizes (3-sided):

Nominal	Actual	Metric
2' x 3'	26" x 40"	66 x 102 cm
3' x 4'	38" x 52"	97 x 132 cm
3' x 5'	38" x 64"	97 x 163 cm
3' x 10'	38" x 124"	97 x 315 cm



Standard Mat Sizes (4-sided):


Nominal	Actual	Metric
3' x 5'	28" x 40"	71 x 102 cm
3' x 10'	40" x 52"	102 x 132 cm
3' x 15'	40" x 64"	102 x 163 cm
3' x 15'	40" x 124"	102 x 315 cm




Custom Configurations:

Create unique shapes to fit any workspace. Call for details.

Colors:



 Black with yellow, orange, red, or green borders
Apache Spec.#319

 Black with GritTuff with yellow, orange borders
Apache Spec.#320

Safety TruTread™ with GritTuff™

GritTuff surface texture increases traction and reduces slipping.

(available with orange or yellow borders ONLY)



Industrial/Anti Fatigue - Wet Areas

5"
8
THICK

Performa™ 100N

Interlocking drainage mat with highest level of grease and petroleum resistance.

Recommended Uses:

Bar, kitchen and food processing areas. Industrial workstations exposed to heavy oil, grease, and petroleum based chemicals.

Standard Mat Sizes:

Nominal	Metric*
3' x 3'	91 x 91 cm

*Metric based on nominal size



Custom Configurations:

Create your own unique shapes to fit any workspace.

Colors:

Black - Grease Resistant
Apache Spec. #321



Black - Grease Resistant w/ GritTuff™
Apache Spec. #322




Beveled Edge Pieces

(optional)

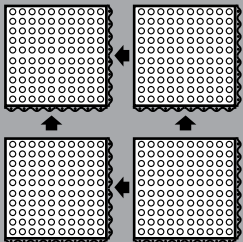
Performa™ 100N matting can be ordered with removable edging and (black or yellow):

Also sold individually. See price list for details.



2 SIDED CONNECTORS

Performa 100N has connectors on 2 sides to easily join multiple mats together to build larger matting areas in any direction. Disconnect for easy cleaning.

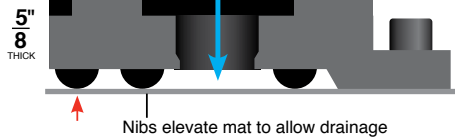


Grease-Proof Black with Grit Tuff™

Grease-Proof Black

100%
NITRILE

Holes in mat allow drainage away from work area



Nibs elevate mat to allow drainage

- Made from Nitrile materials, Performa 100N is ideal for demanding kitchen and industrial environments exposed to oil and grease spills.

- Performa 100N will not deteriorate from the effect of oils and fats.

- Heavy-duty 5/8" thick rubber construction provides a comfortable and safe standing surface.

- Nib backing elevates mat above surface for improved drainage and large holes size allows debris to fall through.

- Can be cleaned in commercial washing machines.

- Performa 100N is also available with a gritted surface for extra traction.

All Performa™ matting is ideal for connecting large work areas



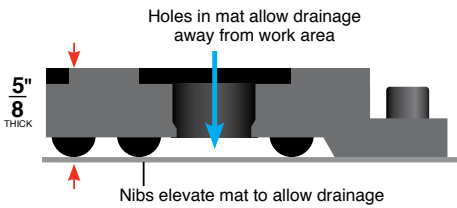
Optional Beveled Edging
All Performa™ matting can be ordered with removable colored edging and corner pieces




Grease-Resistant Black with Grit Tuff™

Grease-Resistant Red

General Purpose Black



- Modular drainage mat with one-sided built-in connectors.
- Nib backing elevates mat above surface for improved drainage.
- Available in a grease-resistant red or general purpose black color.
- Performa Black is also available with a gritted surface for extra traction.



1 SIDED CONNECTORS
All Performa mats have built-in connectors that easily join multiple mats together to quickly create large mat areas. Disconnect for easy cleaning.



Performa™

5" THICK

Popular anti-fatigue mat manufactured from a hard wearing rubber compound.

Recommended Uses:

Bar, kitchen and food processing areas. Oily and greasy industrial workstations.



Standard Mat Sizes:

Nominal	Metric*
3' x 3'	91 x 91 cm

*Metric based on nominal size

Colors:



Black - Grease Resistant Apache Spec.#307



Red - Grease Resistant Apache Spec.#308



Black - Grease Resistant w/ GritTuff™ Apache Spec.#309

Beveled Edge Pieces (optional)

Performa™ matting can be ordered with removable edging and corner pieces (black or yellow): male, female and corners.

Also sold individually. See price list for details.



Performa™ mats are perfect for restaurants, including food prep stations and dishwashing areas



- Modular matting with 2-sided built-in connectors.
- Nib backing elevates mat above surface for improved drainage.
- Performa SD Black is also available with a gritted surface for extra traction.

Performa™ SD

5" THICK

The same great features as Performa but with a solid surface – providing a complete, elevated standing surface.

Recommended Uses:

Bar, kitchen and food processing areas. Oily and greasy industrial workstations.



Standard Mat Sizes:

Nominal	Metric*
3' x 3'	91 x 91 cm

*Metric based on nominal size

Colors:



Black - Grease Resistant Apache Spec.#315



Black - Grease Resistant w/ GritTuff™ Apache Spec.#317

Chemical Resistance Chart

Use this guide to assess the appropriate mat for your needs. Many corrosive agents can damage mats and floors. Proper care and planning can avoid problems and damage.

Product	Acetic Acid	Acetone	Animal Fats	Brake Fluid	Butyl Alcohol	Chlorine (wet)	Cutting Fluid	Cutting Fluid (water base)	Cutting Fluid (soluble oils)	Diesel Oil	Gasoline	MEK	Mineral Oil	Nitric Acid (dilute)	Sodium Hydroxide	Sulfuric Acid (dilute)	Toluene	Transmission Fluid	Trichloroethane	Vegetable Oil	Xylene
Eco Diamond Foot	2	2	3	3	2	2	2	4	4	3	4	3	4	1	3	4	3	4	3	4	
Comfort Zone	2	4	2	2	1	1	1	2	2	1	4	1	1	1	1	1	1	2	1	4	
Diamond Foot	1	4	2	2	2	2	2	3	3	2	4	2	1	2	1	1	3	3	2	4	
Supreme Diamond Foot	1	4	1	1	2	1	1	2	2	1	4	1	1	1	1	1	1	3	1	4	
Ultimate Diamond Foot	1	4	1	1	2	1	1	2	2	1	4	1	1	1	1	1	1	3	1	4	
Supreme SlipTech	1	4	2	2	2	2	2	3	2	2	4	2	1	2	1	2	3	3	3	4	
WeldMaster	2	2	3	3	2	2	2	4	4	3	4	3	4	1	3	4	3	4	3	4	
Marble Foot	1	4	2	2	2	3	2	4	3	3	4	3	2	2	2	3	3	4	2	4	
K-Marble Foot	2	4	3	2	2	3	2	3	3	2	4	2	1	2	1	2	3	3	2	4	
Ultimate K-Marble Foot	2	4	3	2	2	3	2	3	3	2	4	2	1	2	1	2	3	3	2	4	
Invigorator	2	4	3	2	3	3	2	3	3	3	4	3	1	2	2	2	3	3	3	4	
Armor-Step	2	4	2	2	1	1	1	2	2	1	4	1	1	1	1	1	1	2	1	4	
Ergo-Flex	1	4	1	2	4	2	1	2	3	1	4	1	2	1	2	1	1	3	1	4	
Bubble-Flex	2	2	3	2	2	2	1	2	3	3	4	2	4	1	2	4	2	4	3	4	
Soft Foot	2	4	2	2	3	3	2	3	2	1	4	2	1	2	1	2	2	3	1	4	
Safety Soft Foot (with DuraShield)	1	4	1	2	2	2	1	3	2	1	4	1	1	1	1	2	2	3	1	4	
Diamond Deluxe Soft Foot	2	4	2	2	3	3	2	3	2	1	4	2	1	2	1	2	2	2	1	4	
Supreme Soft Foot	2	4	2	2	3	3	2	3	2	1	4	2	1	2	1	2	2	2	1	4	
WorkStep (General Purpose Black)	4	4	3	4	3	4	3	4	4	4	4	3	4	3	4	4	3	4	2	4	
WorkStep (Grease-Resistant Red)	3	3	2	3	2	3	2	3	3	3	4	2	3	2	3	4	2	4	2	4	
TruTread (Grease-Resistant Black)	3	4	2	3	2	2	2	3	3	3	4	3	4	3	4	4	3	4	2	4	
TruTread (Grease-Proof Red)	2	3	1	2	1	2	2	2	2	2	4	1	3	1	3	4	2	4	1	4	
Safety TruTread (Grease-Resistant)	3	4	2	3	2	2	2	3	3	3	4	3	4	3	4	4	3	4	2	4	
Performa 100N (Grease-Proof)	2	2	1	1	2	3	2	2	2	1	4	2	3	1	3	4	2	4	1	4	
Performa (General Purpose Black)	4	2	3	3	2	4	3	3	4	4	4	3	4	3	4	4	3	4	2	4	
Performa (Grease Resistant Red)	3	3	2	2	2	3	2	3	3	2	4	2	3	1	3	4	2	4	1	4	
Performa SD (Grease-Resistant)	4	2	3	3	2	4	3	3	4	4	4	3	4	3	4	4	3	4	2	4	
Diamond Runner	1	4	1	1	2	1	1	2	2	1	4	1	1	1	1	1	1	3	1	4	
Tuff Foot Runner	2	4	3	2	3	3	2	3	3	3	4	3	1	2	2	2	3	3	3	4	
Counter-Tred	2	2	3	2	2	2	2	2	3	3	4	2	4	1	2	4	2	4	3	4	
Grid Step	2	3	2	2	2	2	1	2	3	2	4	2	2	2	2	2	2	3	1	4	
Apache Stat Soft Foot	2	4	2	2	3	3	2	3	2	1	4	2	1	2	1	2	2	2	1	4	
Conductive Diamond Foot	1	4	2	2	2	2	2	3	3	2	4	2	1	2	1	1	3	3	2	4	
Conductive Diamond Runner	1	4	1	1	2	1	1	2	2	1	4	1	1	1	1	1	1	3	1	4	
Switchboard Diamond Deckplate	1	4	1	1	2	1	1	2	2	1	4	1	1	1	1	1	1	3	1	4	
Switchboard Smooth	1	4	1	1	2	1	1	2	2	1	4	1	1	1	1	1	1	3	1	4	
Switchboard Corrugated	1	4	1	1	2	1	1	2	2	1	4	1	1	1	1	1	1	3	1	4	
AquaFlow	4	4	4	4	3	4	3	4	4	4	4	3	4	3	4	4	4	4	3	4	
Super Grip	4	4	4	4	3	4	3	4	4	4	4	3	4	3	4	4	4	4	3	4	
Trooper	4	4	4	4	3	4	3	4	4	4	4	3	4	3	4	4	4	4	3	4	

Key

1 = No Effect 2 = Little Effect 3 = Moderate Effect 4 = Not Recommended

Distributed by: Custom Equipment Company

866-333-0728

sales@custommhs.com