

For More Information: 866-333-0728



COLLISION AWARENESS **LOOK OUT™**

LEADERS OF INTERSECTION PROTECTION

New Products
Page 10 and 12

LOOK OUT
Alert Collision Protection
Intersection Protection
CAUTION WHEN FLASHING

Distributed by: Custom Equipment
Company
866-333-0728
sales@custommhs.com
www.custommhs.com

Our Products
Alert Employees Of
Dangerous Collisions
BEFORE They Occur!

MADE in the U.S.A.



Proud Member



KEEP YOUR WORKFORCE PROTECTED!

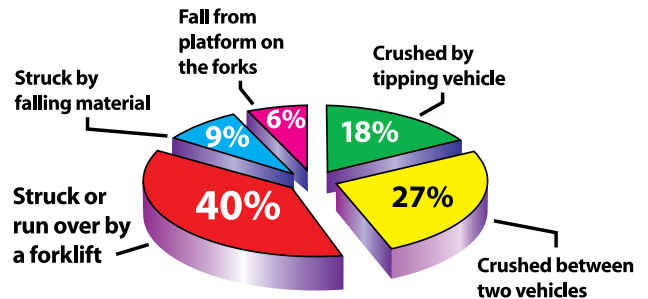
We're the Leader in Intersection Protection. Our goal is to help your employees avoid accidents and reduce your exposure to liabilities.

Collision Awareness products are designed to monitor any traffic & alert others, just around the corner.

40% of all forklift fatalities are caused by an individual being struck or run over by a forklift.

Many of these accidents and fatalities can be avoided by warning pedestrians and operators of approaching danger.

Our **LOOK OUT** Sensor Alert Warning System allows for quick and easy recognition of possible hazardous situations. Why take chances of liabilities when you can avoid accidents and protect your most valuable assets?

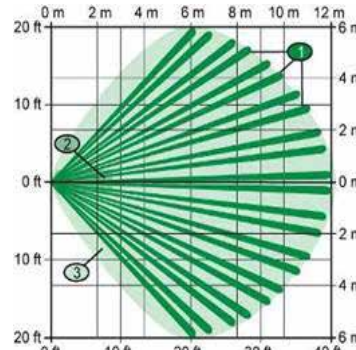


By creating awareness to a possible danger, you reduce the risk of damage, injury and death. Reducing risk should reduce your liability and exposure to workman's compensation claims, and increase employee morale as they see the company efforts to provide a safe workplace.

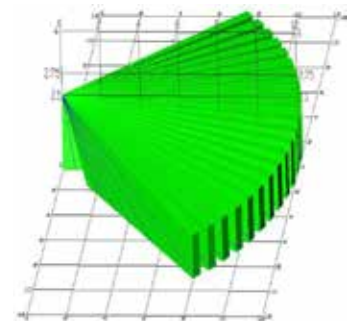
NEW STATE-OF-THE-ART SENSORS



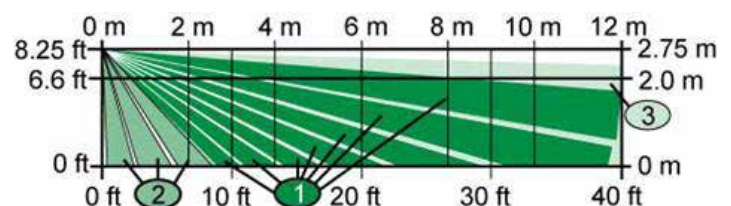
Collision Awareness chooses Bosch sensors as their standard sensor for the 36 standard package offerings. The quality and reputation of Bosch, together with Collision Awareness, continues to place us as the leaders of Intersection Protection. This upgrade improves the field of detection and reduces false alerts. Includes a blue sensor indicator light.



Top View



3D View




Side View



LOOK OUT™ SENSORS

PRODUCT FEATURES:




Powder Coated Steel Boxes



Optional Rack Mount



With Sensor

- Remote Sensor Standard on all models. Connect via 3.5mm jack 
- Quick release thumb lever
- Great for hearing impaired personnel
- Sensor Indicator Light glows blue when sensor is activated
- Alerts pedestrians when forklifts are crossing
- Unit mounts up and out of the way
- No reflectors required
- No expensive microwave sensors
- Nothing attached to your forklifts
- Low voltage wiring eliminates the need for conduit. 24V transformer plugs into an overhead outlet power source
- Super bright LED lights with 100,000 hours life
- Sensors are factory pre-set to monitor from inches to 35' away.
- Sensor temperature ranges:
 - Standard Bosch: 14° F – 131° F
 - Low Temp Bosch: -40° F – 131° F
 - Exterior: -40° F – 122° F
 - The Fit sensor: -13° F – 140° F
- Audible option for loud environments or outdoors
- Injuries & fatalities as a result of forklift collisions can be eliminated
- Externally mounted optional universal transformer will handle incoming voltage from 277V to 24V as required
- Indoor, outdoor and cooler applications
- Significant loss prevention benefits
- Remote Sensor may be mounted to rack for superior detection
- All models can ship via UPS



LOOK OUT SENSORS HELP

FOR TYPICAL FORKLIFT TRAFFIC ALERTS

Each sensor alerts the opposite corner and both sensors can be activated simultaneously. Units include mounting hardware and install in minutes. UL listed for US and Canada.

LOOK OUT 1



- End of the rack aisles
- Wall mount for end of aisle obstructions
- Uses a single set of flashing LED lights

LOOK OUT 2



- An additional set of lights that alternate when activated
- Units include a 24 volt plug-in wall transformer into a 110 VAC receptacle with 25' of low voltage cord

LOOK OUT 3

Rack Mount



Front view



Rear view

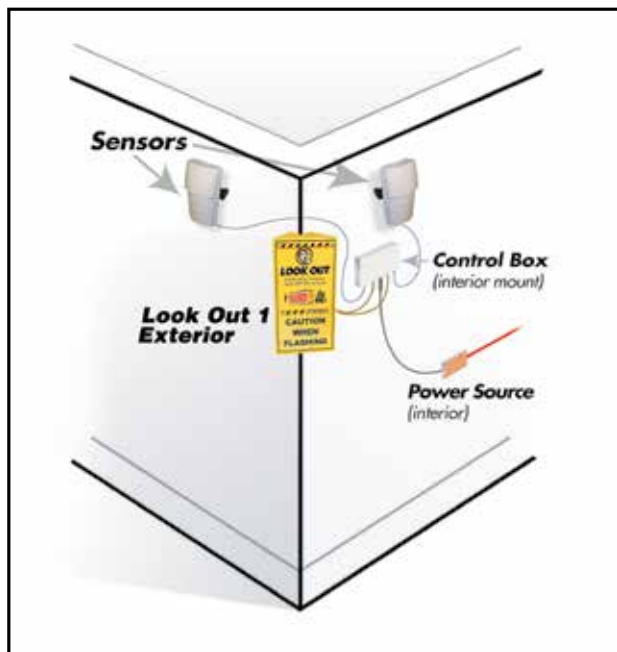
- Monitor 3-way intersections and alert all directions
- Two sensors monitor the main aisle while a third monitors the row that meets the main aisle to provide an alert in 3 directions
- 25' power cord is standard

Standard Power Connections

| Part Number | # of Boxes | # of Lights | # of Sensors | Standard Power Cord | Universal Transformer | Audible | Detection Range |
|---------------------------|------------|-------------|--------------|---------------------|-----------------------|----------|-----------------|
| Look Out 1 | 1 | 2 | 2 | 25' for 110 Vac | Optional | Optional | 99.9% @35' |
| Look Out 2 | 1 | 4 | 2 | 25' for 110 Vac | Optional | Optional | 99.9% @35' |
| Look Out 3 (Rack Mounted) | 1 | 2 sm & 2 lg | 3 | 25' for 110 Vac | Optional | Optional | 99.9% @35' |

PROTECT YOUR ENTIRE FACILITY!

LOOK OUT 1 EXTERIOR



LOOK OUT 2, 3 & 4

Hanging Mount



Control Box



Exterior Sensors

- Powder coated stainless steel box for durability
- 15' Power cord standard.

- For 2, 3 or 4-way intersections to monitor and alert just around the corner
- Sensor range is 35' away and 40' wide, adequate distance to stop a fork truck traveling at OSHA recommended speeds
- 50' power cord is standard
- Optional "Brilliant" lights for mounts above 20'

**21
LED
Lights!**

| Part Number | # of Boxes | # of Lights | # of Sensors | Standard Power Cord | Universal Transformer | Audible | Detection Range |
|---------------------------------|------------|-------------|--------------|---------------------|-----------------------|----------|-----------------|
| Look Out 1 Exterior (Brilliant) | 2 | 2 | 2 | 15' for 110 Vac | Optional | Optional | 99.9% @40' |
| Look Out 2 (Large Box) | 1 | 2 | 2 | 50' for 110 Vac | Optional | Optional | 99.9% @35' |
| Look Out 3 | 1 | 3 | 3 | 50' for 110 Vac | Optional | Optional | 99.9% @35' |
| Look Out 4 | 1 | 4 | 4 | 50' for 110 Vac | Optional | Optional | 99.9% @35' |

DOOR MONITOR SENSORS ALERT OFFICE

OFFICE DOOR MONITOR, HALL DOOR MONITOR BASIC AND HALL DOOR MONITOR 1 are your primary lines of defense designed to alert individuals as they approach a doorway. Before they pass through, sensor(s) on the other side of the door detect motion so the pedestrian does not walk out into forklift traffic.

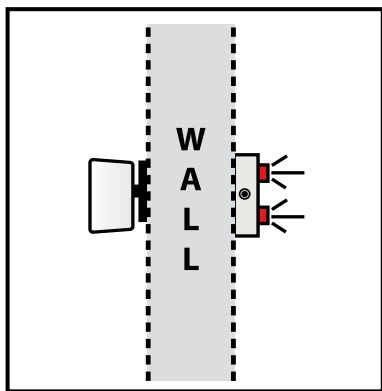
OFFICE DOOR MONITOR



Low profile office box

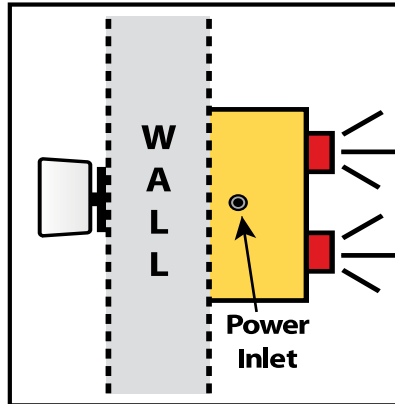


Non-activated Activated

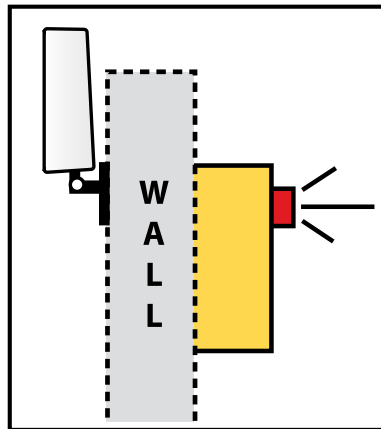


Top View

HALL DOOR MONITOR BASIC

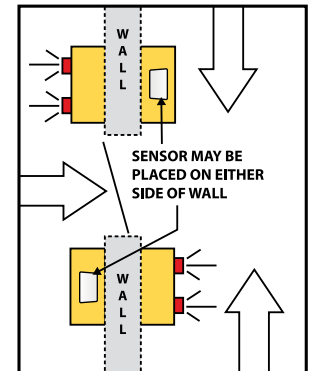


Top View

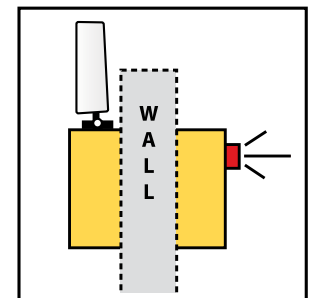


Side View

HALL DOOR MONITOR 1



Top View



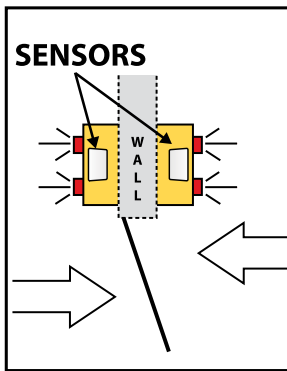
Side View

| Part Number | # of Boxes | # of Lights | # of Sensors | Standard Power Cord | Universal Transformer | Audible | Detection Range |
|-------------------------|------------|-------------|--------------|---------------------|-----------------------|----------|-----------------|
| Office Door Monitor | 1 micro | 2 small | 1 remote | 15' for 110 Vac | Optional | N/A | 99.9% @35' |
| Hall-Door Monitor Basic | 1 small | 2 small | 1 remote | 15' for 110 Vac | Optional | Optional | 99.9% @35' |
| Hall-Door Monitor 1 | 2 small | 2 small | 1 | 15' for 110 Vac | Optional | Optional | 99.9% @35' |

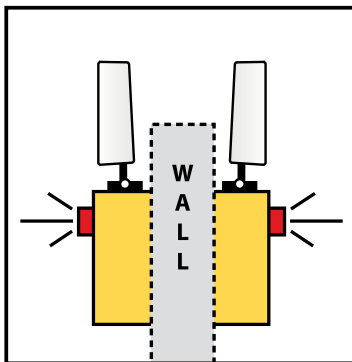
PERSONNEL AND FORKLIFT OPERATORS

HALL DOOR MONITORS 2, 3 & 4 include sensors to detect pedestrians as they approach the door and alert the fork truck driver as they pass by the doorway, creating a safety zone. These six package sets of **HALL DOOR MONITORS** illustrate the options available. We can also develop custom options for your specific needs. 15' power cord is standard.

HALL DOOR MONITOR 2

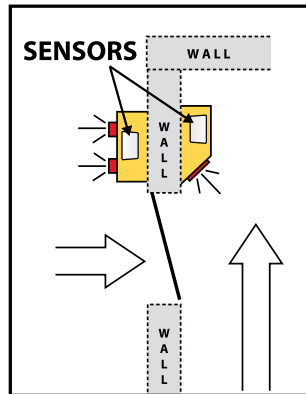


Top View



Side View

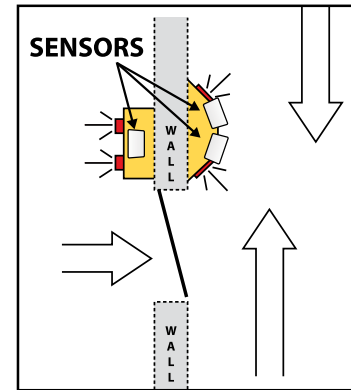
HALL DOOR MONITOR 3



Top View



HALL DOOR MONITOR 4



Top View

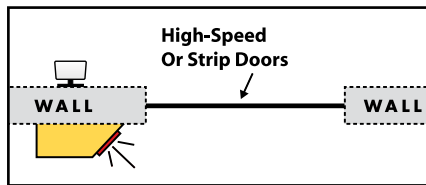
| Part Number | # of Boxes | # of Lights | # of Sensors | Standard Power Cord | Universal Transformer | Audible | Detection Range |
|---------------------|------------------|-------------------|--------------|---------------------|-----------------------|----------|-----------------|
| Hall-Door Monitor 2 | 2 small | 4 small | 2 | 15' for 110 Vac | Optional | Optional | 99.9% @35' |
| Hall-Door Monitor 3 | 1 small 1 single | 2 small & 1 large | 2 | 15' for 110 Vac | Optional | Optional | 99.9% @35' |
| Hall-Door Monitor 4 | 1 small 1 double | 2 small & 2 large | 3 | 15' for 110 Vac | Optional | Optional | 99.9% @35' |

OVERHEAD DOOR MONITORS HELP KEEP

OVERHEAD DOOR BASIC, OVERHEAD DOOR 1 and OVERHEAD DOOR 2 are your primary lines of defense designed to alert operators and individuals as they approach an overhead doorway. Before they pass through, sensor(s) on the other side of the door detect motion so pedestrians and operators are alerted.

OVERHEAD DOOR BASIC

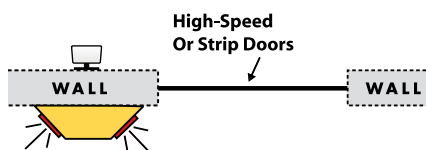
Single Alert



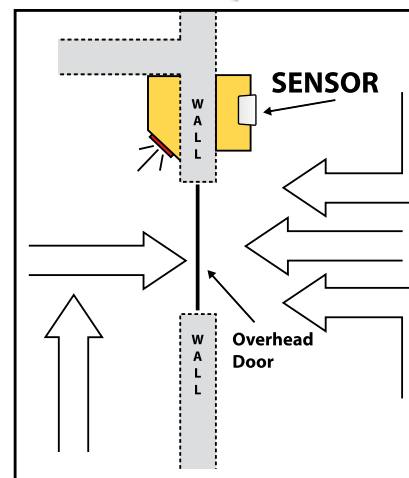
Top View

OVERHEAD DOOR BASIC

Double Alert

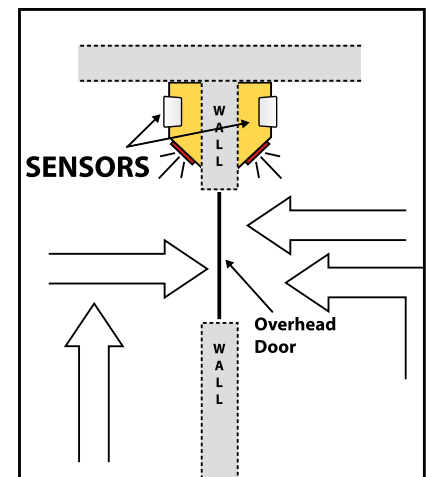


OVERHEAD DOOR 1



Top View

OVERHEAD DOOR 2



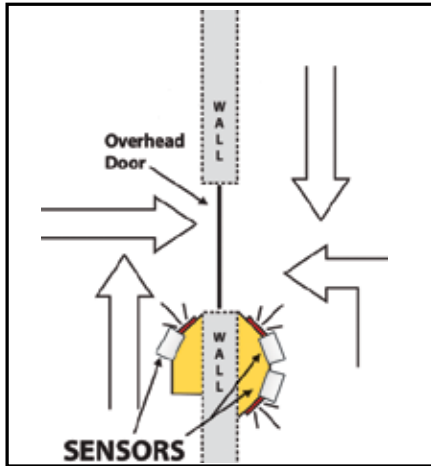
Top View

| Part Number | # of Boxes | # of Lights | # of Sensors | Standard Power Cord | Universal Transformer | Audible | Detection Range |
|----------------------------|--------------|-------------|--------------|---------------------|-----------------------|----------|-----------------|
| Overhead Door Basic Single | 1 sgl | 1 | 1 remote | 15' for 110 Vac | Optional | Optional | 99.9% @35' |
| Overhead Door Basic Double | 1 dbl | 2 | 1 remote | 15' for 110 Vac | Optional | Optional | 99.9% @35' |
| Overhead Door 1 | 1 sm & 1 sgl | 1 | 1 | 15' for 110 Vac | Optional | Optional | 99.9% @35' |
| Overhead Door 2 | 2 sgl | 2 | 2 | 15' for 110 Vac | Optional | Optional | 99.9% @35' |

HIGH-SPEED INTERIOR DOORWAYS SAFE!

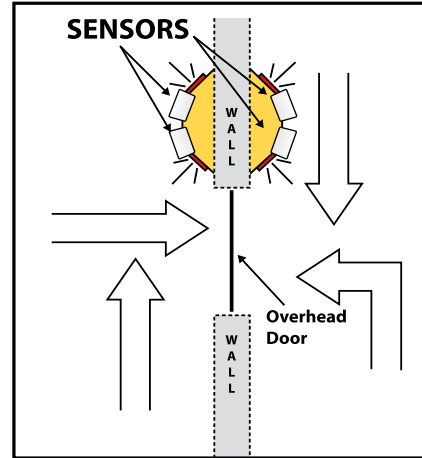
OVERHEAD DOOR 3 & 4 expand your area of defense with multiple sensors to alert operators and individuals as they approach an overhead doorway. The additional radius of sensors will help protect high-traffic areas and areas that may consist of permanent and temporary obstructions which block the view of approaching traffic.

OVERHEAD DOOR 3



Top View

OVERHEAD DOOR 4



Top View



GREAT FOR:

- Expensive high speed doors
- Strip doors



| Part Number | # of Boxes | # of Lights | # of Sensors | Standard Power Cord | Universal Transformer | Audible | Detection Range |
|-----------------|---------------|-------------|--------------|---------------------|-----------------------|----------|-----------------|
| Overhead Door 3 | 1 sgl & 1 dbl | 3 | 3 | 15' for 110 Vac | Optional | Optional | 99.9% @35' |
| Overhead Door 4 | 2 dbl | 4 | 4 | 15' for 110 Vac | Optional | Optional | 99.9% @35' |

FLOOR BURST

AN ADDITIONAL BURST OF SAFETY!

Too often employees can become distracted and miss important warning devices. Our new Floor Burst option provides an extremely fast pulsating light that illuminates the floor of an intersection before traffic passes through. This feature is offered on all of our ceiling hung models, Look Out 2, 3, & 4.

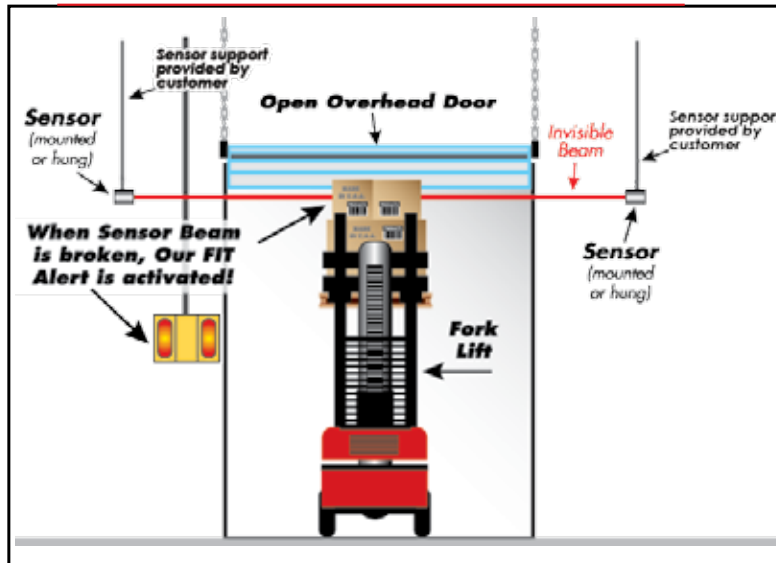


THE 'FIT' SENSORS

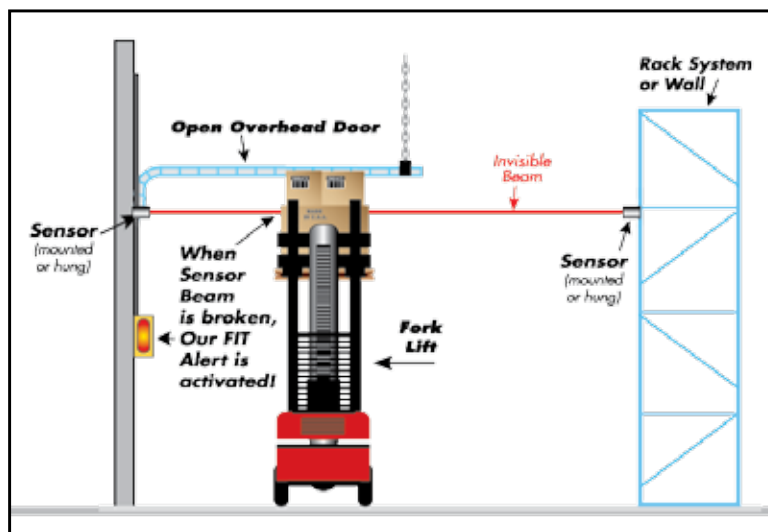
THE 'FIT' HEIGHT WARNING SENSORS

The 'FIT' height warning sensors alert fork truck drivers of overhead obstacles that may be in the line of an elevated mast. When sensor beams are broken, The 'FIT' lights and audible continuously alert the driver to potential danger. Sensors can be mounted or hung to protect obstacles. 15' foot power cord is standard.

THE 'FIT' HEIGHT WARNING SENSORS



Facing Open Overhead Door



Side Approach to Open Overhead Door

GREAT FOR:

- Sprinkler heads above rack
- Overhead heaters
- Overhead lights
- Ceiling fans
- Rack tunnels
- Overhead storage
- Air handlers
- Interior doorways

| Part Number | # of Boxes | # of Lights | # of Sensors | Standard Power Cord | Universal Transformer | Audible | Detection Range |
|---------------|------------|-------------|--------------|---------------------|-----------------------|----------|-----------------|
| FIT Package 1 | 1 | 2 | 1 sets | 15' for 110 Vac | Optional | Included | 99.9% @35' |
| FIT Package 2 | 1 | 2 | 2 sets | 15' for 110 Vac | Optional | Included | 99.9% @35' |
| FIT Package 3 | 1 | 2 | 3 sets | 15' for 110 Vac | Optional | Included | 99.9% @35' |

DOCK WATCHER SENSORS

KEEP DOCK TRAFFIC WORKING WITH SAFETY IN MIND!

DOCK DOOR MONITORS

DOCK DOOR MONITORS have a wall mounted arm with a swivel feature that allows the Exterior sensor to monitor activity in a trailer. As the fork truck backs out, the bright flashing strobe warns co-workers. This model is available with an Interior sensor for interior docks. Plugs in directly to a 110 Vac outlet.

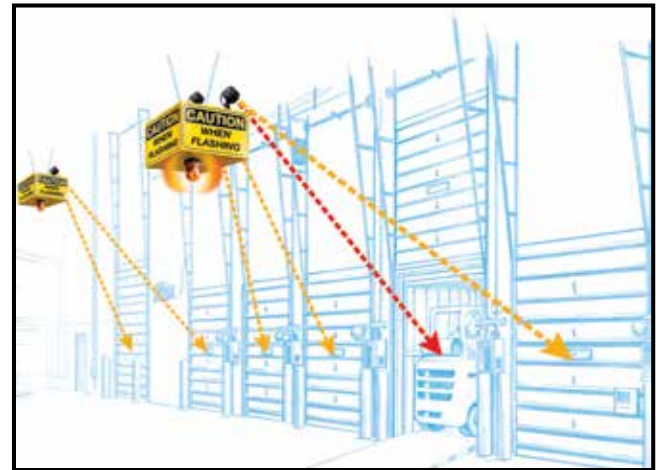
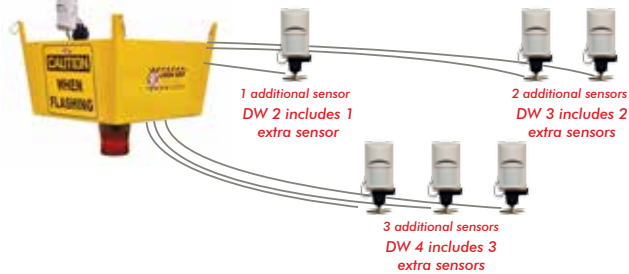


DOCK WATCHERS

DOCK WATCHER 1 is designed to monitor one or two dock doors. It senses motion and warns operators and pedestrians of impending danger. It is a ceiling hung sensor that mounts high enough to allow all mobile traffic to clear.

By adding remote sensors you create **DOCK WATCHER 2, 3, or 4**. Specify the cable length needed for each remote sensor. Sensors can point to door locations and also identify motion in traffic areas near the loading dock. Unit hangs from your chain.

DOCK WATCHER 1



Dock Watcher 1: 1-2 Doors
Dock Watcher 2: 3-4 Doors

| Part Number | # of Boxes | # of Lights | # of Sensors | Universal Transformer | Audible | Detection Range |
|-----------------------|----------------|-------------|--------------|-----------------------|-------------|-----------------|
| Dock Door Monitor EXT | 24" Swivel Arm | 1 strobe | 1 Exterior | N/A | N/A | 99.9% @ 35' |
| Dock Door Monitor | 24" Swivel arm | 1 strobe | 1 Interior | N/A | N/A | 99.9% @ 35' |
| Dock Watcher 1 | 1 | 1 strobe | 1 | Opt | Recommended | 99.9% @ 35' |
| Dock Watcher 2 | 1 | 1 strobe | 1 & 1 remote | Opt | Recommended | 99.9% @ 35' |
| Dock Watcher 3 | 1 | 1 strobe | 1 & 2 remote | Opt | Recommended | 99.9% @ 35' |
| Dock Watcher 4 | 1 | 1 strobe | 1 & 3 remote | Opt | Recommended | 99.9% @ 35' |

FEATURES & OPTIONS

| Part Number | # of Boxes | # of Lights | # of Sensors | Standard Power Cord | Universal Transformer | Audible | Detection Range |
|-----------------------------|---------------|-------------|--------------|---------------------|-----------------------|----------|-----------------|
| Dock Watcher 1 | 1 | 1 strobe | 1 | 50' | Opt | Rec | 99.9% @ 35' |
| Dock Watcher 2 | 1 | 1 strobe | 1 & 1 remote | 50' | Opt | Rec | 99.9% @ 35' |
| Dock Watcher 3 | 1 | 1 strobe | 1 & 2 remote | 50' | Opt | Rec | 99.9% @ 35' |
| Dock Watcher 4 | 1 | 1 strobe | 1 & 3 remote | 50' | Opt | Rec | 99.9% @ 35' |
| Hall - Door Monitor 1 | 2 small | 2 small | 1 | 15' | Opt | Opt | 99.9% @ 35' |
| Hall - Door Monitor 2 | 2 small | 4 small | 2 | 15' | Opt | Opt | 99.9% @ 35' |
| Hall - Door Monitor 3 | 1 sm & 1 lg | 2 sm & 1 lg | 2 | 15' | Opt | Opt | 99.9% @ 35' |
| Hall - Door Monitor 4 | 1 sm & 1 lg | 2 sm & 2 lg | 3 | 15' | Opt | Opt | 99.9% @ 35' |
| Hall - Door Monitor Basic | 1 small | 2 small | 1 remote | 15' | Opt | Opt | 99.9% @ 35' |
| Look Out 1 | 1 | 2 | 2 | 25' | Opt | Opt | 99.9% @ 35' |
| Look Out 1 Exterior (Bril-) | 1 | 2 | 2 | 15' | Opt | N/A | 99.9% @ 40' |
| Look Out 2 | 1 | 4 | 2 | 25' | Opt | Opt | 99.9% @ 35' |
| Look Out 2 Large Box | 1 | 2 | 2 | 50' | Opt | Opt | 99.9% @ 35' |
| Look Out 3 | 1 | 3 | 3 | 50' | Opt | Opt | 99.9% @ 35' |
| Look Out 3 Rack Mount | 1 | 2 sm & 2 lg | 3 | 25' | Opt | Opt | 99.9% @ 35' |
| Look Out 4 | 1 | 4 | 4 | 50' | Opt | Opt | 99.9% @ 35' |
| Office - Door Monitor | 1 micro | 2 small | 1 remote | 15' | Opt | N/A | 99.9% @ 35' |
| Order Picker Basic | 1 | 2 sets | 2 remote | 25' | Opt | Opt | 99.9% @ 35' |
| Order Picker Deluxe | 1 | 2 sets | 4 remote | 25' | Opt | Opt | 99.9% @ 35' |
| Overhead Door 1 | 1 sm & 1 lg | 1 | 1 | 15' | Opt | N/A | 99.9% @ 35' |
| Overhead Door 2 | 2 single | 2 | 2 | 15' | Opt | Opt | 99.9% @ 35' |
| Overhead Door 3 | 1 sgl & 1 dbl | 3 | 3 | 15' | Opt | Opt | 99.9% @ 35' |
| Overhead Door 4 | 2 double | 4 | 4 | 15' | Opt | Opt | 99.9% @ 35' |
| Overhead Door Basic DBL | 1 double | 2 | 1 remote | 15' | Opt | Opt | 99.9% @ 35' |
| Overhead Door Basic SGL | 1 single | 1 | 1 remote | 15' | Opt | Opt | 99.9% @ 35' |
| The FIT Package 1 | 1 | 2 | 1 set | 15' | Opt | Included | 99.9% @ 35' |
| The FIT Package 2 | 1 | 2 | 2 sets | 15' | Opt | Included | 99.9% @ 35' |
| The FIT Package 3 | 1 | 2 | 3 sets | 15' | Opt | Included | 99.9% @ 35' |
| Traffic Alert Ext 1 DOD | 1 double | 2 large | 1 | 15' | Opt | Opt | 99.9% @ 40' |
| Traffic Alert Ext 1 Hall | 1 small | 2 small | 1 | 15' | Opt | Opt | 99.9% @ 40' |
| Traffic Alert Ext 1 Office | 1 micro | 2 small | 1 | 15' | Opt | N/A | 99.9% @ 40' |
| Traffic Alert Ext 1 Strobe | 1 control box | 1 strobe | 1 | 15' | Opt | Opt | 99.9% @ 40' |
| Traffic Alert Ext 2 DOD | 1 double | 2 large | 2 | 15' | Opt | Opt | 99.9% @ 40' |
| Traffic Alert Ext 2 Hall | 1 small | 2 small | 2 | 15' | Opt | Opt | 99.9% @ 40' |
| Traffic Alert Ext 2 Office | 1 micro | 2 small | 2 | 15' | Opt | N/A | 99.9% @ 40' |
| Traffic Alert Ext 2 Strobe | 1 control box | 1 strobe | 2 | 15' | Opt | Opt | 99.9% @ 40' |

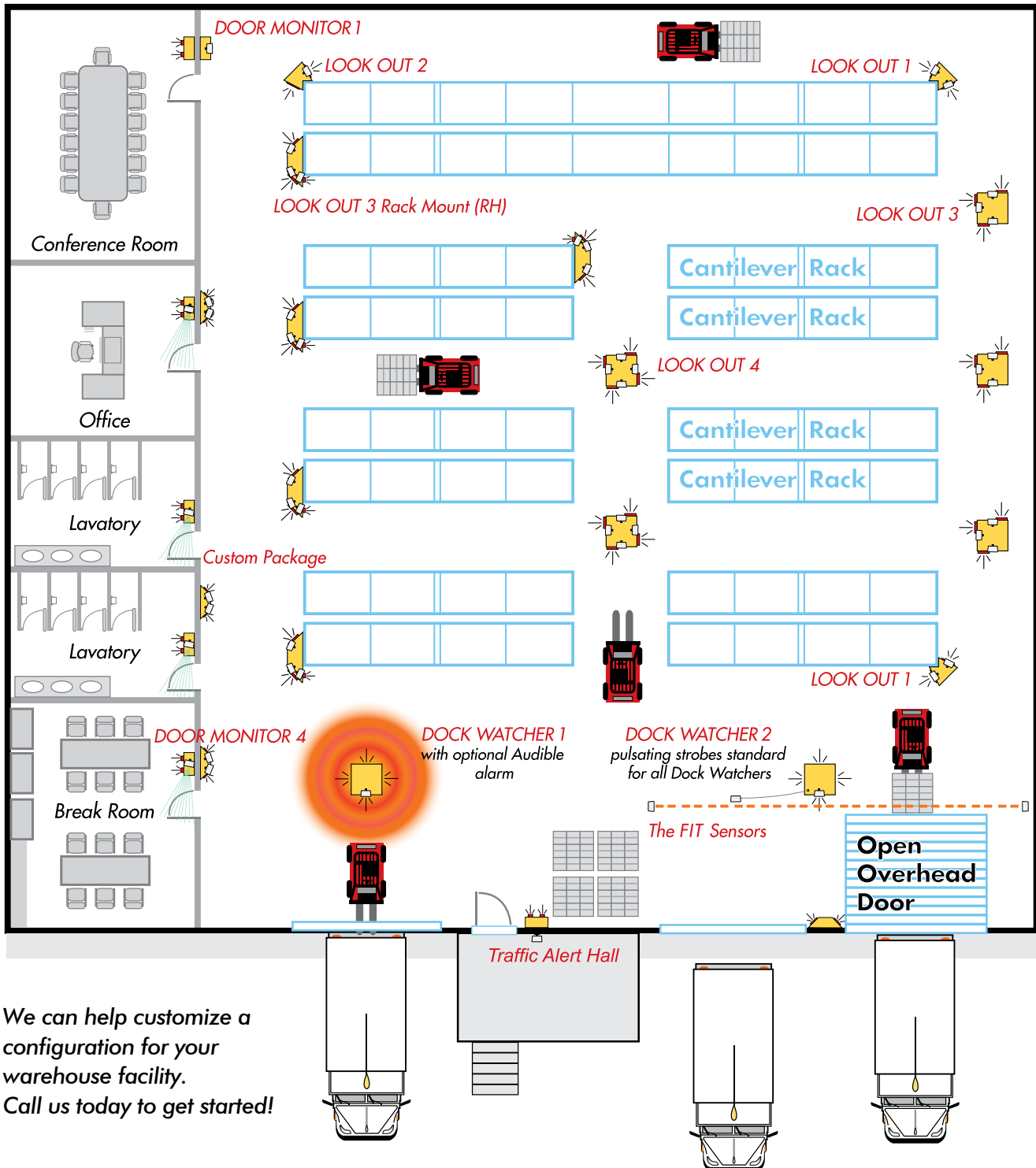
OPTIONAL AUDIBLE ALERTS

Audible alerts can be installed on specific products. They are usually mounted on the bottom of the unit and may be disconnected at any time.



TYPICAL WAREHOUSE APPLICATIONS

Sample Warehouse Configuration of Collision Awareness Sensors



We can help customize a configuration for your warehouse facility.
Call us today to get started!