


ESD Trays

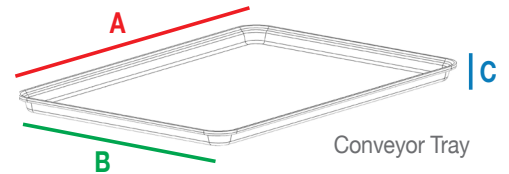
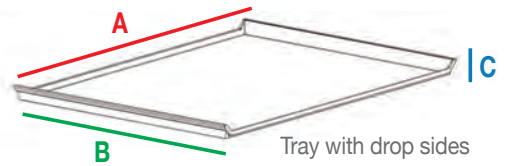
- Specifically designed for component assembly and for compatibility with conveyors or cart transport systems
- Various configurations include dropped sides or ends, and stacking designs



Safe, versatile work surfaces. MFG Fibrestat trays readily integrate with automatic conveyors and assembly lines while ensuring easy worker access for parts assembly operations. Strong composite construction ensures longevity.

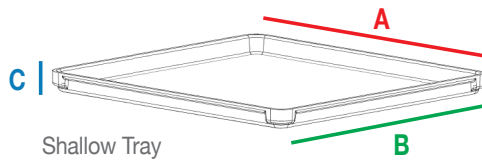
ESD Conveyor and Assembly Trays

Product Name	Dimensions (L x W x H, inches)			Model No.
	A	B	C	
Tray with drop sides	24 1/2	21 1/8	1	204109
Tray with drop sides	25 1/2	22 1/2	1	205109
Tray with drop sides	24 1/2	22 1/2	1	206109
Tray with drop sides	27 7/8	22 3/8	1	207109
Tray with drop sides	23 3/8	20 1/4	1	208100
Tray with drop sides	24 1/2	21 1/2	1	209109
Tray with drop sides	27	21	1	210109
Tray with drop sides	26 1/4	22	1	211109
Tray with drop sides	28	21 1/2	1	212109
Tray with drop sides	26 1/4	23	1	213109
Tray with drop sides	24 1/2	23	1	214109
Tray with drop sides	34 1/4	21 3/8	1	215109
Tray with drop sides	27	20	1	217109
Tray with drop sides	27	20	1	217100
Tray with drop sides	22 1/2	20	1	218109
Pallet	26	18	5/8	222000
Pallet	22	22	3/4	228000
Pallet	28	22	2 3/4	230300
Upper Pallet Tray				232100
Pallet	30	24	2 1/8	232300
Tray	16 3/8	12	1	302000
Tray	13 1/4	10 5/8	1	303000
Tray	20 3/8	15 1/8	1	304000
Tray	21 7/8	16	1	305000
Tray	18	14	1	318000
Tray	12 3/4	10 1/2	5/8	322600
Tray	20	16	3	325309
Tray	25 3/4	17 7/8	1 1/8	332000
Tray	25 3/4	8 3/4	1 1/8	333000
Tray	17 3/4	11 3/4	1	334000
Tray	17 3/4	9	1	335000
Tray	24	12 5/8	3/4	337009
Tray	27	12 1/2	3/4	338009
Tray	16	6	1	356000
Tray	20 7/8	14 1/2	1/2	375300





Wide selection of sizes for various components. Shallow trays are available in a wide range of dimensions to accommodate varying sizes of components and available work spaces.



ESD Tray Mats



ESD Trays with Tray Mats

- Features a conductive bottom layer with static dissipative top
- Resistant to hot solder, irons and most solvents
- **Specifications:**
 Thickness: .080"
 Hardness: Shore A, 60
 Tensile: >1000 PSI
 Charge decay: >300 %
 Resistivity: 10⁶ to 10¹¹ ohms
 Charge decay (5kV-50V): 0.01 seconds

Product Name	Dimensions (inches)			Model No.
	A	B	C	
Tray Mat	19.18	19.18	.080	217-6005
Tray Mat	16.33	24.27	.080	332-6004
Tray Mat	18.50	18.50	.080	629-6002

ESD Shallow Trays

Product Name	Dimensions (L x W x H, inches)			Model No.
	A	B	C	
Tray with drop ends	29 7/8	23 7/8	1 1/2	600000
Tray with drop ends	29 7/8	23 7/8	2	600300
Tray	26	26	1 1/4	601209
Tray	24 1/4	24 1/4	1 7/8	602209
Tray	36 1/2	24 3/4	1 1/2	603209
Tray	30	30	1 1/4	604209
Tray	35 7/8	23 1/2	1 1/2	605109
Tray	25 1/4	19 1/4	1 1/8	606109
Tray	25 3/4	13 5/8	1 1/4	607009
Tray	30	20	2	608109
Tray	47 5/8	23 7/8	2 1/4	609009
Tray	36 1/2	17 1/2	1 5/8	610009
Tray	24 1/4	20 1/4	1 1/2	611009
Tray	28	28	1 1/2	612009
Tray	7 1/2	7 1/2	1/2	613000
Tray	39 1/2	19 1/2	2	614009
Tray	30	26	1 1/4	615009
Tray	30 1/2	24 1/2	1 7/8	617009
Tray	39	19	2	618009
Tray	40	28	1 1/2	619009
Tray	32	18	1 1/4	620009
Tray	20 5/8	16 5/8	1 1/2	622000
Tray	31	25	2 3/4	624000
Tray	24 1/4	20 1/4	1 1/8	626009
Tray	31	26	1 5/8	627009
Tray	22 1/2	14 1/2	2	628000
Textured-Bottom Tray	19 1/2	19 1/2	1 1/4	629000
Smooth-Bottom Tray	19 1/2	19 1/2	1 1/4	629100
Tray	22 7/8	15 1/2	1 1/4	636000

Distributed by Custom Equipment Company
866-333-0728
sales@custommhs.com