
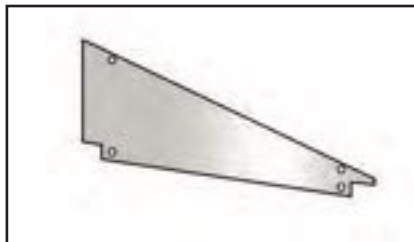


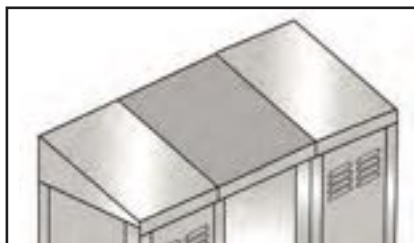
ACCESSORY SELECTION



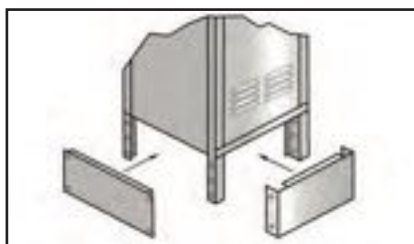
INDIVIDUAL SLOPE TOPS




**END CLOSURES
FOR INDIVIDUAL SLOPE TOPS**



SLOPE TOP FILLER



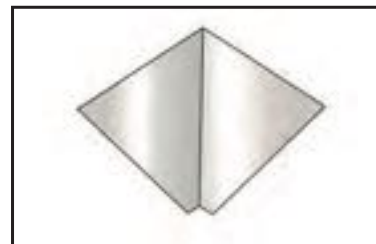
CLOSED FRONT AND SIDE BASE



CONTINUOUS SLOPE TOP



**END CLOSURES
FOR CONTINUOUS SLOPE TOPS**



SLOPE TOP CORNER

Width	Depth	Height	Cat No.	Color Selection
INDIVIDUAL SLOPE TOPS				
12	12	4	KISTT1212	PT, HG, MB, ME, PL
12	15	5	KISTT1215	PT, HG, MB, ME, PL
12	18	6	KISTT1218	PT, HG, MB, ME, PL
15	15	5	KISTT1515	PT, HG
15	18	6	KISTT1518	PT, HG
15	21	7	KISTT1521	PT
18	18	6	KISTT1818	PT, HG
18	21	7	KISTT1821	PT, HG
18	24	8	KISTT1824	PT
END CLOSURES (FOR INDIVIDUAL SLOPE TOPS)				
	12	4	KISE12	PT, HG, MB, ME, PL
	15	5	KISE15	PT, HG, MB, ME, PL
	18	6	KISE18	PT, HG, MB, ME, PL
	21	7	KISE21	PT, HG
	24	8	KISE24	PT
SLOPE TOP FILLER (FOR INDIVIDUAL SLOPE TOPS)				
6	12	4	KSTF0612	PT, HG, MB, ME, PL
6	15	5	KSTF0615	PT, HG, MB, ME, PL
6	18	6	KSTF0618	PT, HG, MB, ME, PL
12	12	4	KSTF1212	PT, HG, MB, ME, PL
12	15	5	KSTF1215	PT, HG, MB, ME, PL
12	18	6	KSTF1218	PT, HG, MB, ME, PL
CONTINUOUS SLOPE TOP				
72	12	4	CST1272	PT, HG, MB, ME, PL
72	15	5	CST1572	PT, HG, MB, ME, PL
72	18	6	CST1872	PT, HG, MB, ME, PL
END CLOSURES (FOR CONTINUOUS SLOPE TOP)				
	12	4	WCSE12	PT, HG, MB, ME, PL
	15	5	WCSE15	PT, HG, MB, ME, PL
	18	6	WCSE18	PT, HG, MB, ME, PL
SLOPE TOP CORNER				
	12	12	STC12	PT, HG, MB, ME, PL
	15	15	STC15	PT, HG, MB, ME, PL
	18	18	STC18	PT, HG, MB, ME, PL
CLOSED FRONT BASE				
12		6	KCFB12	PT, HG, MB, ME, PL
15		6	KCFB15	PT, HG
18		6	KCFB18	PT, HG
CLOSED SIDE BASE				
12		6	KCSB12	PT, HG, MB, ME, PL
15		6	KCSB15	PT, HG, MB, ME, PL
18		6	KCSB18	PT, HG, MB, ME, PL
21		6	KCSB21	PT, HG
24		6	KCSB24	PT

Accessories work with lockers shown on pages 66-73 and 75-85.
Not compatible with 16-person or 4 wide wall-mount lockers.



729
TAN (PT)

707
MARINE BLUE (MB)

725
DARK Gray (HG)

708
BLACK (ME)

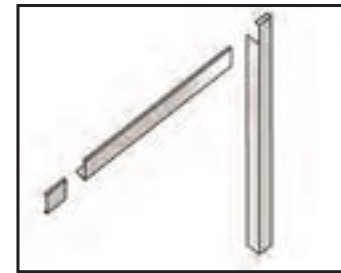
711
LIGHT GRAY (PL)

COMPLETE SELECTION OF STOCK KD LOCKER ACCESSORIES

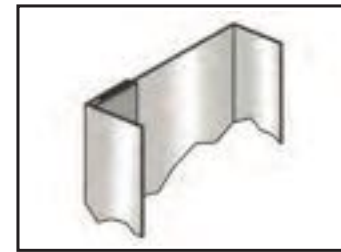


Hallowell

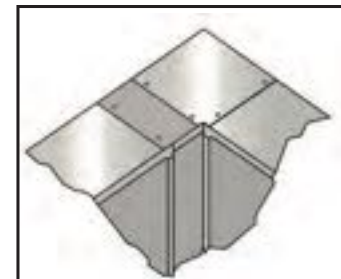
Width	Depth	Height	Cat. No.	Color Selection
Z-BASE FRONTS				
72		4	KZBF-N	PT, HG, MB, ME, PL
Z-BASE ENDS				
	12	4	KZBE12-N	PT, HG, MB, ME, PL
	15	4	KZBE15-N	PT, HG, MB, ME, PL
	18	4	KZBE18-N	PT, HG, MB, ME, PL
Z-BASE SPLICE				
3			KZBS-N	PT
TOP RECESSED TRIM				
72		3	KRT-T	PT, HG, MB, ME, PL
TOP RECESSED TRIM SPLICE				
3		3	KRT-SC	PT, HG, MB, ME, PL
SIDE RECESS TRIM				
3		63	KRT60L	PT
3		63	KRT60R	PT
3		75	KRT72L	PT, HG, MB, ME, PL
3		75	KRT72R	PT, HG, MB, ME, PL
COAT RODS				
12			KCR12	Plated
15			KCR15	Plated
18			KCR18	Plated
21			KCR21	Plated
24			KCR24	Plated
7.5	(For Duplex and Two-Person only)		KCR15L	Plated
7.5	(For Duplex and Two-Person only)		KCR15R	Plated
FRONT FILLERS				
6		66	KFSF0666	PT
12		66	KFSF1266	PT
6		78	KFSF0678	PT, HG, MB, ME, PL
12		78	KFSF1278	PT, HG, MB, ME, PL
FILLER SLIP JOINTS				
		66	KG66	PT
		78	KG78	PT, HG, MB, ME, PL
UNIVERSAL ANGLE				
1	2	72	AF010272	PT
FLAT TOP FILLERS				
6	12		KFTF0612	PT, HG, MB, ME, PL
6	15		KFTF0615	PT, HG, MB, ME, PL
6	18		KFTF0618	PT, HG, MB, ME, PL
12	12		KFTF1212	PT, HG, MB, ME, PL
12	15		KFTF1215	PT, HG, MB, ME, PL
12	18		KFTF1218	PT, HG, MB, ME, PL
FLAT TOP CORNER				
12	12		FTC12	PT, HG, MB, ME, PL
15	15		FTC15	PT, HG, MB, ME, PL
18	18		FTC18	PT, HG, MB, ME, PL
UNIVERSAL END PANELS				
	12	60	KMP1260	PT, HG
	15	60	KMP1560	PT, HG
	18	60	KMP1860	PT, HG
	12	72	KMP1272	PT, HG, MB, ME, PL
	15	72	KMP1572	PT, HG, MB, ME, PL
	18	72	KMP1872	PT, HG, MB, ME, PL
	21	72	KMP2172	PT, HG
	24	72	KMP2472	PT



RECESSED TRIM



FRONT FILLER AND SLIPJOINT



FLAT TOP FILLER



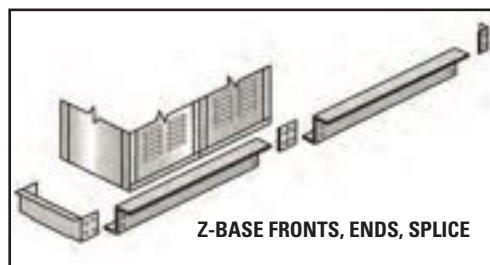
FLAT TOP CORNER



FINISHED END PANEL



COAT RODS W/ HOLDERS



Z-BASE FRONTS, ENDS, SPLICE

ACCESSORY SELECTION

24 DESIGNER POWDER COAT COLORS FOR PRODUCTION LOCKERS

Hallowell

24 POWDER COAT COLORS

Enhance your decor with two-tone color combinations, doors one color and frame a second color, AT NO ADDITIONAL COST.



742
Rave Red




721
Relay Red



727
Maroon



708
Black



714
Snow White



738
Charcoal



743
Freshwater Blue



731
Denim Blue



720
Pep Rally Purple



710
Sandstone



729
Tan



746
Popular Gray



707
Marine Blue



717
Grand Slam Blue



719
Jersey Blue



711
Light Gray



706
Heather Gray



725
Dark Gray



744
Well Bred Brown



745
Deep Forest Brown



704
Evergreen



740
Stardew Gray



741
Rayo de Sol



728
Hoop Orange

NOTE: All body components of production KD lockers will be painted our standard neutral color, currently 729 Tan (choice of 729 Tan or 725 Dark Gray for HDV body).

LOCKER PREMIUM FINISH UPGRADES ARE AVAILABLE FOR ALL 24 STANDARD COLORS

(Additional charges apply)

HAMMERTONE FINISHES

Specially formulated with a unique hammer texture that is tough, highly durable and provides long lasting protection.

Note: Patterns/colors of textures and metallics will vary due to their nature. No touch up available for hammertone finishes.



Our MedSafe™ antimicrobial finishes with Microban® are specially formulated to protect against bacteria, mold, yeast & mildew for up to 20 years! Very beneficial for educational, healthcare, food processing and other hygiene conscious environments.

Colors shown are an approximate printed representation of the actual color and will vary depending on light source. Actual color samples are available upon request. For a more accurate color selection call or e-mail us at info@Hallowell-List.com to request actual color samples. Hallowell reserves the right to make changes to the information, illustrations, products, services, specifications, availability, plans, and terms and conditions associated with this catalog at any time, without notice, and without incurring obligations or liability of any kind.