


Genuine Metro




Metro Fact:
 Metro created the original post-based shelving unit in 1965. Still today, Metro Super Erecta Shelving is recognized worldwide as the most popular commercial shelving system ever.



Super Erecta® Shelving System **The original wire storage system.**

A storage system that defines the extent of space, Super Erecta's revolutionary concept was fresh and innovative from its start — nearly 50 years ago. It has continued to evolve, with nearly 100 highly specialized accessories, aimed at meeting the diversity of today's challenges.

- **Adjustable:** Shelves can be repositioned at precise 1" (25mm) increments along the length of the numbered posts.
- **Unique Design:** Open-wire design minimizes dust accumulation, allows a free circulation of air, and greater visibility of stored items.
- **Mobile:** Full choice of caster types available for mobile applications.



SiteSelect posts provide a visual guide for positioning and adjusting shelves, saving considerable time during assembly and adjustment. An easy-to-identify double groove, every 8" (203mm), offers a quick way to align all shelves.

Shelving Finishes Guide

	<p><i>Wire & Solid</i></p>	<p>Type 304 Polished Stainless Steel Addresses the most aggressive applications and environments. All-stainless solid and wire options exist for high temperature automated cart wash and autoclave applications.</p>	
	<p>Metroseal 3™ Epoxy</p>	<p>Corrosion resistant finish for wet or high humidity environments with a 12 year warranty against rust and corrosion. Microban antimicrobial is built into the finish to keep the product “cleaner between cleanings”.</p>	
	<p>Chrome Plating</p>	<p>The "real" nickel-chrome finish for dry, low humidity environments. Metro's durable chrome finish includes a protective lacquer coat.</p>	
	<p>Brite</p>	<p>Economical, chromate finish for dry, low humidity environments. Metro's Brite finish provides the look of chrome and includes a protective lacquer coat.</p>	

Standard Epoxy and Designer Finishes

A pleasing aesthetic and basic protection for dry environments.




Shelving Post Guide

Standard Stationary Post with adjustable leveling foot. Stainless models also feature a stainless leveling foot. Use Foot Plates for greater stability.

Standard Stem Caster Mobile Post accepts a Metro stem caster. Use these for the majority of standard duty transport and movable storage applications.

Cart Wash and Autoclave Applications
Swaged stainless post has a fastened aluminum post cap and is specifically designed to withstand high temperatures. See page 50 for part numbers.

Heavy Duty Transport
Staked post attaches to a dolly truck to address abusive transport applications. The reinforced connection between the base receptacle and post provides a more secure connection to the dolly truck. See page 52 for part numbers.

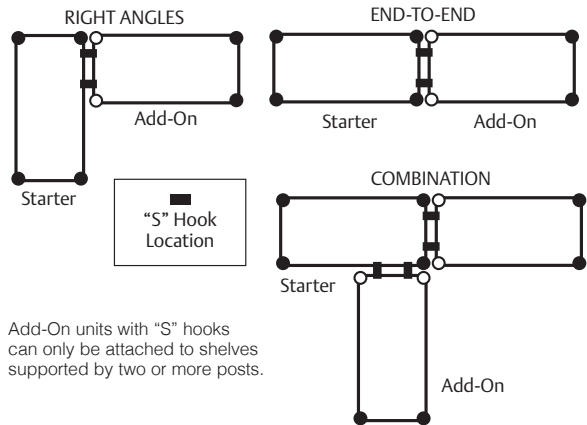


SUPER ERECTA® STARTER AND ADD-ON UNITS



Shelving Starter and Add-On Units — {10.90}

- Starter Units consist of four posts and indicated number of Super Erecta shelves.
- Add-On Units consist of two posts, indicated number of shelves, and two “S” Hooks per shelf, for attaching shelf to adjacent unit.



Add-On units with “S” hooks can only be attached to shelves supported by two or more posts.

For additional wire shelves, order from page 42.

Easy Order — Chrome Finish

Chrome Four-Tier Unit with 63" posts

Nominal Width/Length (in.) (mm)	Approx. Pkd. Wt. (lbs.) (kg)		Cat. No. Starter Unit	Approx. Pkd. Wt. (lbs.) (kg)		Cat. No. Add-On Unit
18x24	457x610	42.0 19.1	N316C	35.0 15.9	AN316C	
18x30	457x760	47.0 21.3	N326C	40.0 18.1	AN326C	
18x36	457x914	53.0 24.0	N336C	46.0 20.9	AN336C	
18x42	457x1060	57.0 25.9	N346C	50.0 22.7	AN346C	
18x48	457x1219	63.0 28.6	N356C	56.0 25.4	AN356C	
18x60	457x1524	82.0 37.2	N366C	75.0 34.0	AN366C	
18x72	457x1829	94.0 42.6	N376C	87.0 39.5	AN376C	
21x24	530x610	46.0 20.9	N416C	39.0 20.9	AN416C	
21x30	530x760	52.0 23.6	N426C	45.0 23.6	AN426C	
21x36	530x914	59.0 26.8	N436C	52.0 26.8	AN436C	
21x42	530x1060	65.0 29.5	N446C	58.0 29.5	AN446C	
21x48	530x1219	71.0 32.2	N456C	64.0 32.2	AN456C	
21x60	530x1524	88.0 39.9	N466C	81.0 39.9	AN466C	
21x72	530x1829	98.0 44.5	N476C	92.0 44.5	AN476C	
24x24	610x610	50.0 22.7	N516C	43.0 19.5	AN516C	
24x30	610x760	57.0 25.9	N526C	50.0 22.7	AN526C	
24x36	610x914	65.0 29.5	N536C	58.0 26.3	AN536C	
24x42	610x1060	72.0 32.7	N546C	65.0 29.5	AN546C	
24x48	610x1219	79.0 35.8	N556C	72.0 32.7	AN556C	
24x60	610x1524	98.0 44.5	N566C	91.0 41.3	AN566C	
24x72	610x1829	120.0 54.4	N576C	113.0 51.3	AN576C	

Actual Dimensions: Width: Add 1/8" (3.2mm) to nominal size.
Length: Subtract 1/8" (3.2mm) from nominal size.

Chrome Five-Tier Unit with 74" posts

Approx. Pkd. Wt. (lbs.) (kg)	Cat. No. Starter Unit	Approx. Pkd. Wt. (lbs.) (kg)		Cat. No. Add-On Unit
51.0 23.1	5N317C	43.0 19.5	5AN317C	
58.0 26.3	5N327C	50.0 22.7	5AN327C	
65.0 29.5	5N337C	57.0 25.9	5AN337C	
70.0 31.8	5N347C	62.0 28.1	5AN347C	
78.0 35.4	5N357C	70.0 31.8	5AN357C	
102.0 46.3	5N367C	93.0 42.2	5AN367C	
117.0 53.1	5N377C	108.0 49.0	5AN377C	
57.0 25.9	5N417C	48.0 21.8	5AN417C	
64.0 29.0	5N427C	56.0 25.4	5AN427C	
73.0 33.1	5N437C	65.0 29.5	5AN437C	
81.0 36.7	5N447C	73.0 33.1	5AN447C	
88.0 39.9	5N457C	80.0 36.3	5AN457C	
109.0 49.4	5N467C	101.0 45.8	5AN467C	
122.0 55.3	5N477C	113.0 51.3	5AN477C	
62.0 28.1	5N517C	53.0 24.0	5AN517C	
71.0 32.2	5N527C	62.0 28.1	5AN527C	
81.0 36.7	5N537C	73.0 33.1	5AN537C	
89.0 40.4	5N547C	81.0 36.7	5AN547C	
98.0 44.5	5N557C	90.0 40.8	5AN557C	
122.0 55.3	5N567C	113.0 51.3	5AN567C	
149.0 67.6	5N577C	141.0 64.0	5AN577C	



Replacement “S” Hook

2 are required for each storage level.
Cat. No. 9995Z



Security “S” Hook

2 are required for each storage level. Bag of 2.
Chrome. Cat. No. H9995C
Black. Cat. No. H9995B



SUPER ERECTA® STARTER AND ADD-ON UNITS

Easy Order — Brite Finish

Brite Four-Tier Unit with 63" posts

Nominal Width/Length (in.) (mm)		Approx. Pkd. Wt. (lbs.) (kg)		Cat. No. Starter Unit	Approx. Pkd. Wt. (lbs.) (kg)		Cat. No. Add-On Unit
18x24	457x610	42.0	19.1	N316BR	35.0	15.9	AN316BR
18x30	457x760	47.0	21.3	N326BR	40.0	18.1	AN326BR
18x36	457x914	53.0	24.0	N336BR	46.0	20.9	AN336BR
18x42	457x1060	57.0	25.9	N346BR	50.0	22.7	AN346BR
18x48	457x1219	63.0	28.6	N356BR	56.0	25.4	AN356BR
18x60	457x1524	82.0	37.2	N366BR	75.0	34.0	AN366BR
18x72	457x1829	94.0	42.6	N376BR	87.0	39.5	AN376BR
21x24	530x610	46.0	20.9	N416BR	39.0	20.9	AN416BR
21x30	530x760	52.0	23.6	N426BR	45.0	23.6	AN426BR
21x36	530x914	59.0	26.8	N436BR	52.0	26.8	AN436BR
21x42	530x1060	65.0	29.5	N446BR	58.0	29.5	AN446BR
21x48	530x1219	71.0	32.2	N456BR	64.0	32.2	AN456BR
21x60	530x1524	88.0	39.9	N466BR	81.0	39.9	AN466BR
21x72	530x1829	98.0	44.5	N476BR	92.0	44.5	AN476BR
24x24	610x610	50.0	22.7	N516BR	43.0	19.5	AN516BR
24x30	610x760	57.0	25.9	N526BR	50.0	22.7	AN526BR
24x36	610x914	65.0	29.5	N536BR	58.0	26.3	AN536BR
24x42	610x1060	72.0	32.7	N546BR	65.0	29.5	AN546BR
24x48	610x1219	79.0	35.8	N556BR	72.0	32.7	AN556BR
24x60	610x1524	98.0	44.5	N566BR	91.0	41.3	AN566BR
24x72	610x1829	120.0	54.4	N576BR	113.0	51.3	AN576BR

Actual Dimensions: Width: Add 1/8" (3.2mm) to nominal size.
Length: Subtract 1/8" (3.2mm) from nominal size.

Brite Five-Tier Unit with 74" posts

Approx. Pkd. Wt. (lbs.) (kg)		Cat. No. Starter Unit	Approx. Pkd. Wt. (lbs.) (kg)		Cat. No. Add-On Unit
51.0	23.1	5N317BR	43.0	19.5	5AN317BR
58.0	26.3	5N327BR	50.0	22.7	5AN327BR
65.0	29.5	5N337BR	57.0	25.9	5AN337BR
70.0	31.8	5N347BR	62.0	28.1	5AN347BR
78.0	35.4	5N357BR	70.0	31.8	5AN357BR
102.0	46.3	5N367BR	93.0	42.2	5AN367BR
117.0	53.1	5N377BR	108.0	49.0	5AN377BR
57.0	25.9	5N417BR	48.0	21.8	5AN417BR
64.0	29.0	5N427BR	56.0	25.4	5AN427BR
73.0	33.1	5N437BR	65.0	29.5	5AN437BR
81.0	36.7	5N447BR	73.0	33.1	5AN447BR
88.0	39.9	5N457BR	80.0	36.3	5AN457BR
109.0	49.4	5N467BR	101.0	45.8	5AN467BR
122.0	55.3	5N477BR	113.0	51.3	5AN477BR
62.0	28.1	5N517BR	53.0	24.0	5AN517BR
71.0	32.2	5N527BR	62.0	28.1	5AN527BR
81.0	36.7	5N537BR	73.0	33.1	5AN537BR
89.0	40.4	5N547BR	81.0	36.7	5AN547BR
98.0	44.5	5N557BR	90.0	40.8	5AN557BR
122.0	55.3	5N567BR	113.0	51.3	5AN567BR
149.0	67.6	5N577BR	141.0	64.0	5AN577BR

Easy Order — Metroseal 3 Finish



Metroseal 3 Four-Tier Unit with 63" posts

Nominal Width/Length (in.) (mm)		Approx. Pkd. Wt. (lbs.) (kg)		Cat. No. Starter Unit	Approx. Pkd. Wt. (lbs.) (kg)		Cat. No. Add-On Unit
18x24	457x610	42.0	19.1	N316K3	35.0	15.9	AN316K3
18x30	457x760	47.0	21.3	N326K3	40.0	18.1	AN326K3
18x36	457x914	53.0	24.0	N336K3	46.0	20.9	AN336K3
18x42	457x1060	57.0	25.9	N346K3	50.0	22.7	AN346K3
18x48	457x1219	63.0	28.6	N356K3	56.0	25.4	AN356K3
18x60	457x1524	82.0	37.2	N366K3	75.0	34.0	AN366K3
18x72	457x1829	94.0	42.6	N376K3	87.0	39.5	AN376K3
21x24	530x610	46.0	20.9	N416K3	46.0	20.9	AN416K3
21x30	530x760	52.0	23.6	N426K3	52.0	23.6	AN426K3
21x36	530x914	59.0	26.8	N436K3	59.0	26.8	AN436K3
21x42	530x1060	65.0	29.5	N446K3	65.0	29.5	AN446K3
21x48	530x1219	71.0	32.2	N456K3	71.0	32.2	AN456K3
21x60	530x1524	88.0	39.9	N466K3	88.0	39.9	AN466K3
21x72	530x1829	98.0	44.5	N476K3	98.0	44.5	AN476K3
24x24	610x610	50.0	22.7	N516K3	43.0	19.5	AN516K3
24x30	610x760	57.0	25.9	N526K3	50.0	22.7	AN526K3
24x36	610x914	65.0	29.5	N536K3	58.0	26.3	AN536K3
24x42	610x1060	72.0	32.7	N546K3	65.0	29.5	AN546K3
24x48	610x1219	79.0	35.8	N556K3	72.0	32.7	AN556K3
24x60	610x1524	98.0	44.5	N566K3	91.0	41.3	AN566K3
24x72	610x1829	120.0	54.4	N576K3	113.0	51.3	AN576K3

Actual Dimensions: Width: Add 1/8" (3.2mm) to nominal size.
Length: Subtract 1/8" (3.2mm) from nominal size.

Metroseal 3 Five-Tier Unit with 74" posts

Approx. Pkd. Wt. (lbs.) (kg)		Cat. No. Starter Unit	Approx. Pkd. Wt. (lbs.) (kg)		Cat. No. Add-On Unit
51.0	23.1	5N317K3	43.0	19.5	5AN317K3
58.0	26.3	5N327K3	50.0	22.7	5AN327K3
65.0	29.5	5N337K3	57.0	25.9	5AN337K3
70.0	31.8	5N347K3	62.0	28.1	5AN347K3
78.0	35.4	5N357K3	70.0	31.8	5AN357K3
102.0	46.3	5N367K3	93.0	42.2	5AN367K3
117.0	53.1	5N377K3	108.0	49.0	5AN377K3
57.0	25.9	5N417K3	48.0	21.8	5AN417K3
64.0	29.0	5N427K3	56.0	25.4	5AN427K3
73.0	33.1	5N437K3	65.0	29.5	5AN437K3
81.0	36.7	5N447K3	73.0	33.1	5AN447K3
88.0	39.9	5N457K3	80.0	36.3	5AN457K3
109.0	49.4	5N467K3	101.0	45.8	5AN467K3
122.0	55.3	5N477K3	113.0	51.3	5AN477K3
62.0	28.1	5N517K3	53.0	24.0	5AN517K3
71.0	32.2	5N527K3	62.0	28.1	5AN527K3
81.0	36.7	5N537K3	73.0	33.1	5AN537K3
89.0	40.4	5N547K3	81.0	36.7	5AN547K3
98.0	44.5	5N557K3	90.0	40.8	5AN557K3
122.0	55.3	5N567K3	113.0	51.3	5AN567K3
149.0	67.6	5N577K3	141.0	64.0	5AN577K3

Add-on units with "S" hooks can only be attached to shelves supported by two or more posts.

Ⓢ Indicates antimicrobial product.

Distributed by:
Custom Equipment Company
866-333-0728
sales@custommhs.com
www.custommhs.com