

STOCK  PROGRAM**Quick Ship****INDUSTRY'S LARGEST  
QUICK-SHIP PROGRAM**

THE FASTEST SHIPPING IN THE INDUSTRY...

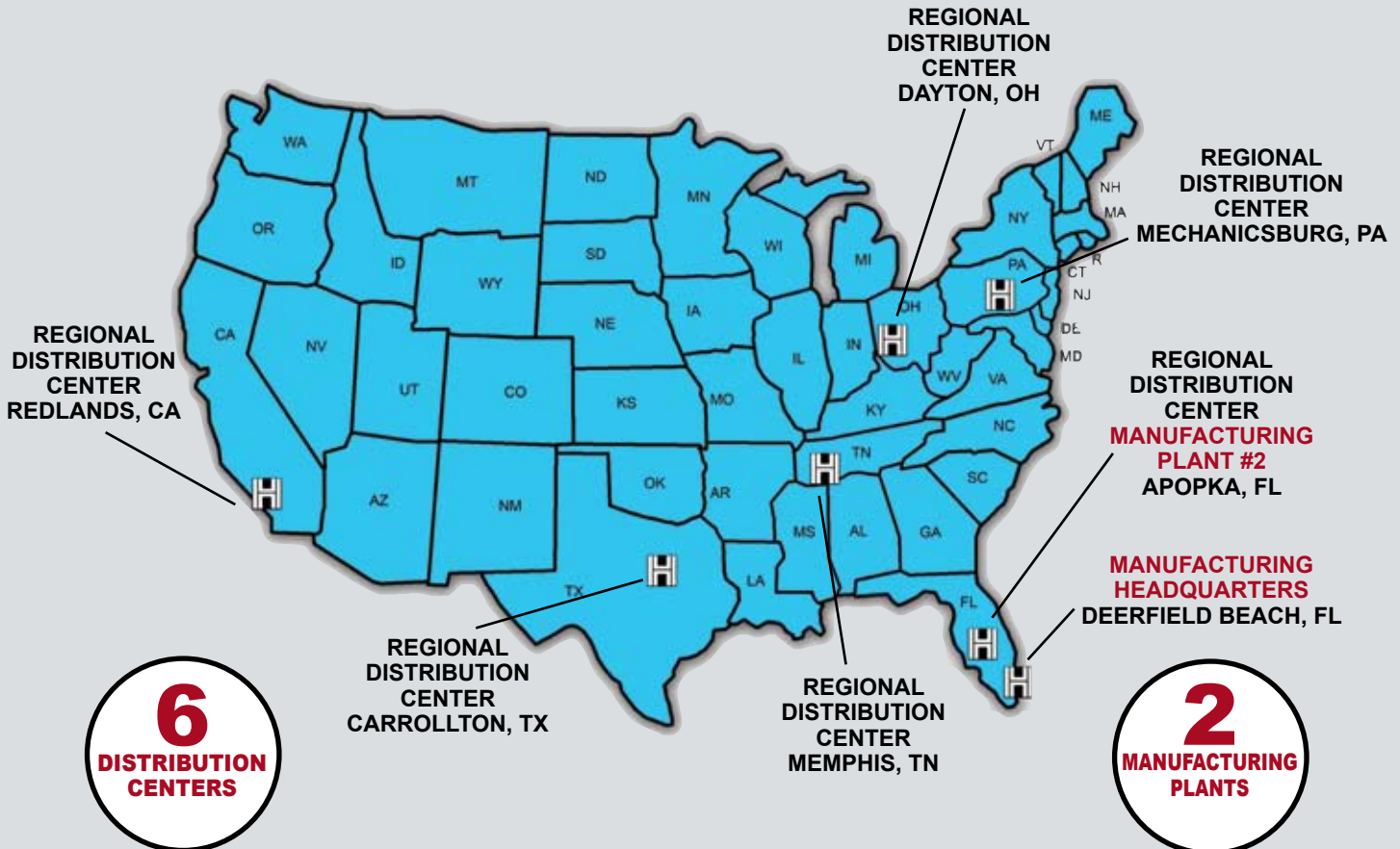
For More Information: 866-333-0728

**Our National QUICK-SHIP Program is the largest of it's kind in the material handling industry.**

Our six distribution centers are strategically located to allow for localized distribution. All Hallowell distribution centers are company owned and operated to insure your orders are properly prioritized and that all operations are per our company philosophy.

Our unparalleled array of products and services assures that your order will ship fast and secure while saving you time and money on shipping costs. Logistics, service and product offering is what positions Hallowell at the forefront of the industry.

- ✓ **QUICK-SHIP Shelving** is available in a variety of sizes, styles and color options. with shelf capacities up to 1,250 pounds, you can be sure our shelving will outperform all competitors. Choose from traditional, rivet type or our unique pass thru models which allow true four-sided access. Hallowell stocks a shelving system to meet your specific storage requirements.
- ✓ **QUICK-SHIP Cabinets** Cabinets are engineered above industry standards. With multiple colors, styles, sizes and accessories, we are confident we can be your one-stop cabinet supplier. Specialty cabinets offering corrosion resistance, antimicrobial properties or textured finish help you to offer your customer products targeted specifically to their needs.
- ✓ **QUICK-SHIP Workbenches** Workbenches Our new Ft. Knox Modular utility Storage System combines shelving, cabinets, workbenches and lockers to create a functional, durable and customizable work center. Our unique textured two-tone powder coat process provides an attractive durable protective finish.
- ✓ **QUICK-SHIP Lockers** Lockers are available in 25 different styles comprised of more than 1,200 SKUs which allows you the benefit of selecting a locker to meet your specific storage needs. A complete line of locker accessories is available from stock to help you complete your locker system. Order your lockers to ship fully-assembled to take full advantage of our expertise. Your lockers will be packaged above industry standards to insure a safe arrival.

**All Products  
In-Stock**

Custom Equipment Company  
Tom McGovern, 866-333-0728  
Sales: tom@custommhs.com  
www.custommhs.com

STOCK → PROGRAM

Quick Ship



**SPECIALY FORMULATED  
ANTIMICROBIAL FINISH**

THE FASTEST SHIPPING IN THE INDUSTRY...

For More Information: 866-333-0728

# MedSafe™

## Antimicrobial Health care Lockers

*Specially formulated powder coat finish protects against bacteria, mold, yeast & mildew for up to 20 years!*

**FEATURES:**

**BODY CONSTRUCTION:** Knock-down, 24 gauge

**BODY STYLES:** Single and double tier

**CUSTOM FEATURES:** Antimicrobial finish

**DOOR:** 16 gauge, louvered for added ventilation,

**HINGES:** Continuous piano type

**HANDLE:** Stainless steel recessed handle with multi-point gravity lift-type latching. Recessed handle protects finish from being marred by padlock.

**HOOKS:** One double prong ceiling hook and two single hooks per single and double tier opening.

**COAT RODS:** Available for single tier at a nominal cost

**SHELVES:** Hat shelf is included in single tier lockers.

**LEGS:** All stock lockers are standard with 6" high legs. Lockers without legs are available for a nominal charge.



**With Piano Hinge**

HAT SHELF, COAT HOOKS AND 6" LEGS ARE STANDARD

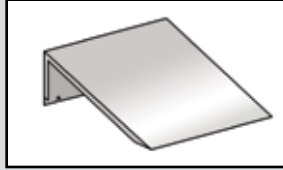
Double Tier, 1 wide, 2 openings

Single Tier, 1 wide, 1 opening

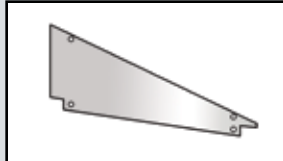


Width	Depth	Opg Hgt	Frm Hgt	Tier	Grouping	Openings Per Group	Knock-Down Cat No.	Fully-Assembled Cat No.	Color Selection
<b>SINGLE TIER</b>									
12	18	72	78	1	1-wide	1	UMS1288-1	UMS1288-1A	PL
12	18	72	78	1	3-wide	3	UMS3288-1	UMS3288-1A	PL
15	18	72	78	1	1-wide	1	UMS1588-1	UMS1588-1A	PL
15	18	72	78	1	3-wide	3	UMS3588-1	UMS3588-1A	PL
18	18	72	78	1	1-wide	1	UMS1888-1	UMS1888-1A	PL
18	18	72	78	1	3-wide	3	UMS3888-1	UMS3888-1A	PL
<b>DOUBLE TIER</b>									
12	18	36	78	2	1-wide	2	UMS1288-2	UMS1288-2A	PL
12	18	36	78	2	3-wide	6	UMS3288-2	UMS3288-2A	PL
15	18	36	78	2	1-wide	2	UMS1588-2	UMS1588-2A	PL
15	18	36	78	2	3-wide	6	UMS3588-2	UMS3588-2A	PL

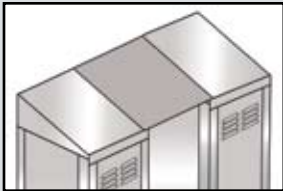
THE FASTEST SHIPPING IN THE INDUSTRY...



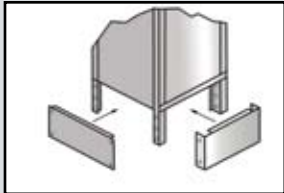
INDIVIDUAL SLOPE TOPS



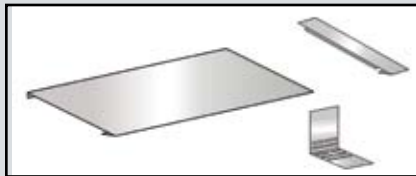
END CLOSURES FOR INDIVIDUAL SLOPE TOPS



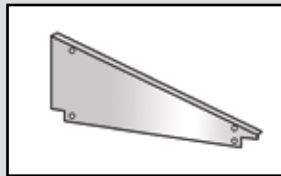
SLOPE TOP FILLER




CLOSED FRONT AND SIDE BASE



CONTINUOUS SLOPE TOP



END CLOSURES FOR CONTINUOUS SLOPE TOPS



SLOPE TOP CORNER

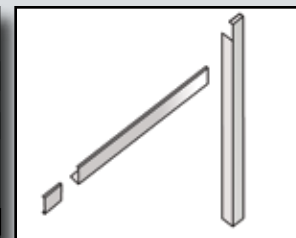
Width	Depth	Height	Cat. No.	Color Selection
<b>INDIVIDUAL SLOPE TOPS</b>				
12	12	4	KISTT1212	PT, HG, MB, GM, MN
12	15	5	KISTT1215	PT, HG, MB, GM, MN
12	18	6	KISTT1218	PT, HG, MB, GM, MN
15	15	5	KISTT1515	PT, HG
15	18	6	KISTT1518	PT, HG
15	21	7	KISTT1521	PT
18	18	6	KISTT1818	PT, HG
18	21	7	KISTT1821	PT, HG
18	24	8	KISTT1824	PT
<b>END CLOSURES (FOR INDIVIDUAL SLOPE TOPS)</b>				
	12	4	KISE12	PT, HG, MB, GM, MN
	15	5	KISE15	PT, HG, MB, GM, MN
	18	6	KISE18	PT, HG, MB, GM, MN
	21	7	KISE21	PT, HG
	24	8	KISE24	PT
<b>SLOPE TOP FILLER (FOR INDIVIDUAL SLOPE TOPS)</b>				
6	12	4	KSTF0612	PT, HG, MB, GM, MN
6	15	5	KSTF0615	PT, HG, MB, GM, MN
6	18	6	KSTF0618	PT, HG, MB, GM, MN
12	12	4	KSTF1212	PT, HG, MB, GM, MN
12	15	5	KSTF1215	PT, HG, MB, GM, MN
12	18	6	KSTF1218	PT, HG, MB, GM, MN
<b>CONTINUOUS SLOPE TOP</b>				
72	12	4	CST1272	PT, HG, MB, GM, MN
72	15	5	CST1572	PT, HG, MB, GM, MN
72	18	6	CST1872	PT, HG, MB, GM, MN
<b>END CLOSURES (FOR CONTINUOUS SLOPE TOP)</b>				
	12	4	WCSE12	PT, HG, MB, GM, MN
	15	5	WCSE15	PT, HG, MB, GM, MN
	18	6	WCSE18	PT, HG, MB, GM, MN
<b>SLOPE TOP CORNER</b>				
	12	12	STC12	PT, HG, MB, GM, MN
	15	15	STC15	PT, HG, MB, GM, MN
	18	18	STC18	PT, HG, MB, GM, MN
<b>CLOSED FRONT BASE</b>				
12		6	KCFB12	PT, HG, MB, GM, MN
15		6	KCFB15	PT, HG
18		6	KCFB18	PT, HG
<b>CLOSED SIDE BASE</b>				
12		6	KCSB12	PT, HG, MB, GM, MN
15		6	KCSB15	PT, HG, MB, GM, MN
18		6	KCSB18	PT, HG, MB, GM, MN
21		6	KCSB21	PT, HG
24		6	KCSB24	PT

# COMPLETE SELECTION OF LOCKER ACCESSORIES

# Hallowell®

LOCKER ACCESSORIES

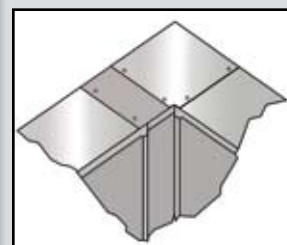
Width	Depth	Height	Cat. No.	Color Selection
<b>Z-BASE FRONTS</b>				
72		4	KZBF-N	PT, HG, MB, GM, MN
<b>Z-BASE ENDS</b>				
	12	4	KZBE12-N	PT, HG, MB, GM, MN
	15	4	KZBE15-N	PT, HG, MB, GM, MN
	18	4	KZBE18-N	PT, HG, MB, GM, MN
<b>Z-BASE SPLICE</b>				
3			KZBS-N	PT
<b>TOP RECESSED TRIM</b>				
72		3	KRT-T	PT, HG, MB, GM, MN
<b>TOP RECESSED TRIM SPLICE</b>				
3		3	KRT-SC	PT, HG, MB, GM, MN
<b>SIDE RECESS TRIM</b>				
3		63	KRT60L	PT
3		63	KRT60R	PT
3		75	KRT72L	PT, HG, MB, GM, MN
3		75	KRT72R	PT, HG, MB, GM, MN
<b>COAT RODS</b>				
12			KCR12	Plated
15			KCR15	Plated
18			KCR18	Plated
21			KCR21	Plated
24			KCR24	Plated
7.5 (For Duplex and Two-Person only)			KCR15L	Plated
7.5 (For Duplex and Two-Person only)			KCR15R	Plated
<b>FRONT FILLERS</b>				
6		66	KFSF0666	PT
12		66	KFSF1266	PT
6		78	KFSF0678	PT, HG, MB, GM, MN
12		78	KFSF1278	PT, HG, MB, GM, MN
<b>FILLER SLIP JOINTS</b>				
		66	KG66	PT
		78	KG78	PT, HG, MB, GM, MN
<b>UNIVERSAL ANGLE</b>				
1	2	72	AF010272	PT
<b>FLAT TOP FILLERS</b>				
6	12		KFTF0612	PT, HG, MB, GM, MN
6	15		KFTF0615	PT, HG, MB, GM, MN
6	18		KFTF0618	PT, HG, MB, GM, MN
12	12		KFTF1212	PT, HG, MB, GM, MN
12	15		KFTF1215	PT, HG, MB, GM, MN
12	18		KFTF1218	PT, HG, MB, GM, MN
<b>FLAT TOP CORNER</b>				
12	12		FTC12	PT, HG, MB, GM, MN
15	15		FTC15	PT, HG, MB, GM, MN
18	18		FTC18	PT, HG, MB, GM, MN
<b>UNIVERSAL END PANELS</b>				
	12	60	KMP1260	PT, HG
	15	60	KMP1560	PT, HG
	18	60	KMP1860	PT, HG
	12	72	KMP1272	PT, HG, MB, GM, MN
	15	72	KMP1572	PT, HG, MB, GM, MN
	18	72	KMP1872	PT, HG, MB, GM, MN
	21	72	KMP2172	PT, HG
	24	72	KMP2472	PT




RECESSED TRIM



FRONT FILLER AND SLIP JOINT




FLAT TOP FILLER



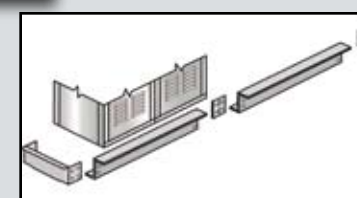
FLAT TOP CORNER



COAT RODS



UNIVERSAL END PANEL



Z-BASE FRONTS, ENDS, SPLICE

5 DAY SHIPPING ON ALL IN-STOCK ACCESSORIES

61

For More Information: 866-333-0728

# BENCHES, PEDESTALS AND LOCKS

# Hallowell®

BENCHES, PEDESTALS AND LOCKS



**4805 Steel Pedestal**  
Fabricated from 10 gauge sheet steel with flanges welded to upright tube.  
Color: Parchment



**4825 Stainless Steel Moveable Pedestal**  
Fabricated from 16 gauge stainless steel. Includes holes for permanent anchoring to floor.  
Color: Unpainted



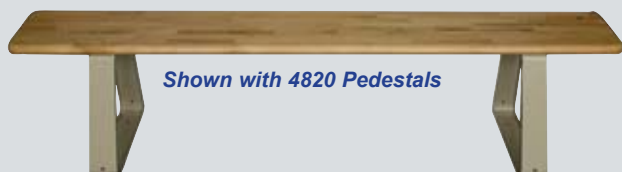
**8032 Adjustable Steel Pedestal**  
With cast aluminum base and concealed anchoring to floor.  
Color: Parchment



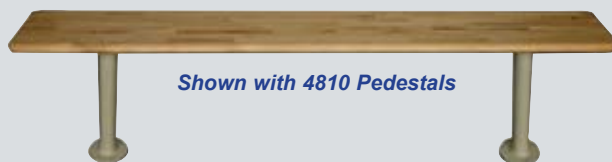
**4810 Heavy-Duty Cast Iron Pedestal**  
With 6" diameter top and bottom. Provided with three anchoring holes at top and bottom.  
Color: Parchment



**4820 Aluminum Moveable Pedestal**  
Includes holes for optional permanent anchoring to floor.  
Color: Parchment



Shown with 4820 Pedestals



Shown with 4810 Pedestals

Benchtop Length	3' - 8'	9' - 14'	15'
Pedestals Required	2	3	4

**Note:** Benchtop lengths over 15' will be supplied in sections

**Locker Benches** are 9-1/2" wide x 1-1/4" thick and made from laminated hardwood. They are finished with one coat deep penetrating hot sealer and two coats of heavy body high impact hot hydraulically applied lacquer. Bench tops are standard in one foot increments from 3' thru 15'. Non-standard lengths are available on special order (pedestal requirement will be for next standard size up).

## Non-Stock Quick Ship Items - Call for Availability and Lead times.



**SAFE-O-MAT® Built-In Coin, Token and Card Locks**

Available in coin return and coin collect as well as token collect and card access styles



**Digilock® KT and KP Series**

Digital locks allow access using a programmable four-digit code



**Digilock® T-Series**

Digitally controlled locks allow access by touching a key fob to the lock which automatically unlocks the door.



**Hallowell Digital Locks**

Digital locks allow access using a programmable four-digit code

**NOTE:** An ADA compliant lock must be used on any locker that is required to meet ADA guidelines

## Padlocks, Built-in Locks and Specialty Locks

Hallowell recommends ZEPHYR® locks for use on all of our Lockers.



**Zephyr® Built-In Combination Locks**

Available in spring-bolt and dead-bolt styles, are key controlled and include multiple combination settings



**Zephyr® Combination Padlocks**

Available standard and master-keyed, padlocks can be used on all locker types



**Zephyr® Built-In Key Locks**

Available in spring-bolt and dead-bolt styles and available standard or master-keyed



**Zephyr® 1730**

ADA compliant for use on gravity lift-type latches

**5 DAY SHIPPING ON ALL IN-STOCK PRODUCTS**

**63**

For More Information: 866-333-0728