

MAXX-MOBILE

S E R I E S

Innovations in Ergonomics



**MAXX-Mini Lift
Portable Lift Table**




**MAXX-JACK
Electric High Lift**




**MAXX-JACK
Pallet Truck**



**MAXX-Mobile
Tilt & Lift**




**MAXX-MINI-Lift Tote &
Platform Lift Electric**



**MAXX-MOBILE SKID
LIFTER
Manual & Electric**

LIFT PRODUCTS, INC.



For More Information: 866-333-0728
Custom Equipment Company
sales@customMhs.com
www.customMhs.com



**MAXX-ERGO-Lifter
Electric**

MAXX-MINI-LIFTS

Portable Lift Tables

These practical and economical portable lift tables provide a convenient and cost saving solution to numerous material handling situations. The perfect answer for order picking, die handling, assembly operations or use as an efficient delivery cart. The Maxx-Mini Lifters are designed to reduce employee injuries and increase productivity. With twelve different models from which to choose from, the Maxx-Mini Lifters have proven to be indispensable in all material handling operations. Ranging in capacities from 330 lbs. up to 2,200 lbs., they can handle virtually any job, big or small.

Standard Features

- Upper Lift Limit By Pass
- Dependable Hydraulic System
- Poly Wheels & Casters
- Quality Fit & Finish
- Brakes on Swivel Casters
- 1 Year Limited Warranty



MML-25



MML-50



MML-100



MML-30D

PORTABLE MANUAL PUMP UP TABLES								
Model	Capacity (Lbs.)	Table Size (W x L)	Table Height (Min-Max)	Handle Height	Wheel Diameter	Overall Size (W x L)	# of Pumps to Max Height	Weight (Lbs.)
MML-15	330	17.75" x 27.5"	10" - 30"	39"	4"	17.75" x 37.5"	16	90
MML-25	550	19.75" x 32.75"	12" - 36"	43"	5"	19.75" x 39.75"	25	172
MML-50	1,100	20.5" x 39.75"	17" - 39"	44"	6"	20.5" x 46.75"	44	260
MML-75	1,650	20.5" x 37.75"	17" - 39"	44"	6"	20.5" x 49.75"	55	264
MML-100	2,200	20.5" x 39.75"	17" - 39"	44"	6"	20.5" x 49.75"	75	301
MML-100-XL	2,200	31.5" x 47.25"	17" - 48"	44"	6"	31.5" x 57.25"	96	358
MML-30D	660	20.5" x 39.75"	17" - 62"	44"	6"	20.5" x 49.75"	53	330
MML-50D	1,100	20.5" x 39.75"	17" - 62"	44"	6"	20.5" x 49.75"	68	370

Contact factory for other table top sizes.

Portable DC Electric Lifts

Includes:

- Rechargeable Battery
- Internal Battery
- Locking Foot Brakes



Model No. MMLE-100



Model No. MMLE-50D

These economical portable DC electric lift tables are a convenient solution to many material handling situations. The efficiency and ease of operation of an electric lift is frequency preferred over manual pump up type tables.

A simple push button control is conveniently positioned on the handle. An on board 12 Volt battery provides the power to operate the electric motor. An internal charger is fully automatic and runs on 110 Volt input.

These models are designed for order picking, die handling, assembly or anywhere lifting is required. Ergonomically placing the load at the right height minimizes the possibility of back injury and increases productivity.

ELECTRIC LIFT TABLES				
Model	Capacity (Lbs.)	Table Size (W x L)	Table Height (Min-Max)	Weight
MMLE-100	2,200	20.5" x 39.75"	19.25" - 37.25"	375
MMLE-100-XL	2,200	31.5" x 47.25"	17" - 48"	473
MMLE-50D	1,100	20.5" x 39.75"	19.5" - 63.5"	436
MMLE-80D	1,760	20.5" x 39.75"	20" - 57"	458

MAXX-JACK High Lift

Electric High Lift

The Maxx-Jack electric lift models are ideal for lifting skids, plastic pallets, wire baskets, or containers with open bottoms. With the optional slide on platform this unit makes a great portable lift table. The electric lift is faster and more ergonomic than pump-up models that are often only one inch per pump. The 12 volt electrical system includes a battery and charger. Push button lift and lower control is in the handle and a magnetic back remote lift/lower control with 6 ft. cord is optional. An automatic floor lock that keeps the unit from moving while in the raised position is standard. Steer wheels are 6" poly and load wheels are 3" poly.



Model	Capacity	Fork Width	Fork Length	Fork ID	Lowered Height	Raised Height	Overall Length	Overall Height	Weight
MJHLE-N22	2,200 Lbs.	20.5"	45"	7.75"	3.25"	31.5"	62.5"	46.75"	328 lbs.
MJHLE-W22	2,200 Lbs.	27"	45"	14"	3.25"	31.5"	62.5"	46.75"	350 lbs.

Options: Slide on platform, remote control capacities are based on even load.

Stainless Steel Electric High Lift

Model MJHLE-W22-SS

The stainless steel MAXX-JACK Electric High Lift is ideal for lifting skids, wire baskets, plastic pallets or containers without bottom boards. The type #316 stainless steel construction is designed for applications in the pharmaceutical, food and beverage industries or anywhere that stainless steel is required.



Standard Specification Include: 12 Volt DC electrical system and push button lift and lower in the handle. The unit also includes a 63 amp battery and a 10 amp charger 110 Volt input.

MAXX-MOBILE

Skid Lifters

Includes:

- Rechargeable Battery
- External Charger
- Locking Foot Brakes



Rugged, practical skid lifters from LIFT PRODUCTS are ergonomically designed for lifting for lifting applications in various loactions throughout the work area. Skid lifters are used in factories, warehouse, tool rooms, machine shops...anywhere lifting is required. Any with our ergonomic design, injuries can be reduced and productivity increased.

Four models are available. The manual models are foot pump operated and the electric models are 12 Volt DC with an on board power unit that includes a battery and an on-board automatic charger that runs on 110 Volt input. All models are also available with an optional slide on platform that creates a solid work surface.

Heavy-duty skid lifter offers the stability of a 4-wheel unit. The hydraulic system has the reliability of a simple single stage lift cylinder and the chain over sprocket design features a 2 to 1 lift ratio. This concept allows for reduced effort on manual models and smooth operation on electric models.

Model	Capacity	Fork OD	Fork ID	Fork Length	Lowered Height	Raised Height	Steer Wheels	Load Wheels	Weight
MJHLS-N22	2,200 Lbs.	20.75"	8.25"	45.5"	3.25"	32.75"	6" Poly	3" Poly	297 Lbs.
MJHLS-W22	2,200 Lbs.	27.25"	14.75"	45.5"	3.25"	32.68"	6" Poly	3" Poly	317 Lbs.
MJHLSE-N22*	2,200 Lbs.	20.75"	8.25"	45.5"	3.25"	32.68"	6" Poly	3" Poly	446 Lbs.
MJHLSE-W22*	2,200 Lbs.	27.25"	14.75"	45.5"	3.25"	32.68"	6" Poly	3" Poly	477 Lbs.

* Battery operated electric units

Note: Electric units have a lift speed of approximately 15 seconds.

Adjustable Work Positioners

Adjustable work positioners reduce strain and overexertion by positioning the work load at the height preferred by the user. A telescoping shaft has a safety lever that enables the user to select the most convenient height. The platform can be set at various heights and tilted to a specific angle. The MXH-15 features a foot pump lift and manual tilt positioning.



MXH-15



ML15-A



ML15-B

Model	Capacity	Table Height Range	Table Angle	Shelf Size	Lip Height	Weight
ML15A	330 Lbs.	20" - 27.5"	0 - 40°	16" x 20"	1.25"	62 Lbs.
ML15B	330 Lbs.	28.35" - 42"	0 - 40°	16" x 20"	1.25"	66 Lbs.
MXH-15	330 Lbs	28" - 42"	0 - 40°	19.75" x 16"	1.25"	85 Lbs.

MAXX-MOBILE

Tilt & Lift

The MAXX-MOBILE TILT & LIFT provides all the features of a standard portable tilter and the added features of providing lift. This model can tilt a load up to 90°. The lift feature allows up to 11" of vertical travel. Since all users are not the same size and height and loads often vary, the lift feature provides the best ergonomic solution when loads have to be tilted for access. The tilt and lift feature operates independently allowing the user to select the right degree of tilt and the most ergonomic elevation. Model MMTL-10M is a manual hand pump up and tilt while the MMTL-10E is battery operated electric lift & tilt. Includes battery and charger.



MMTL-10M



MMTL-10E



Model	Capacity	Fork Width	Fork Length	Lowered Height	Tilt/Lift	Weight
MMTL-10M	2,200 Lbs.	22"	31.5"	3.35"	90°/11"	392 Lbs.
MMTL-10E	2,200 Lbs.	22"	31.5"	3.35"	90°/11"	442 Lbs.
NOTE: *Fork ID 9.2"						
NOTE: * Battery with external charger included						

MAXX-MINI-LIFT Tote & Platform Lift

This weight highly maneuverable platform lift is ideal for order picking or general material handling. Its quick lift pump with fold up pedal allows quick and easy height adjustment. With a capacity of up to 880 lbs., this unit can handle most jobs. It features poly wheels with brakes on swivel casters. The reliable hydraulic lift cylinder is chrome and includes overload protection. The MMSE-30 is electric battery lift with on-board battery and charger.



MMS-20



MMS-30



MMSE-30



Optional Platform

MAXX-MINI-LIFT TOTE & PLATFORM LIFT - MANUAL				
Model	Capacity	Platform Size	Table Height	Weight
MMS-20	440 Lbs.	20" x 24"	8" - 33"	99 Lbs.
MMS-30	660 Lbs.	25" x 22.75"	8.875" - 53"	183 lbs.
MAXX-MINI-LIFT TOTE & PLATFORM LIFT - ELECTRIC				
Model	Capacity	Fork Length	Lift Height	Weight
MMSE-30	660 Lbs.	22"	58"	290 Lbs.
Optional Platform for MMSE-30 (25.9" x 22.8") available.				

MAXX-ERGO-Lifter

The MAXX-ERGO Lifter is a highly maneuverable light capacity lifter designed for multiple handling applications. It is equipped with a standard platform and has a load capacity of 330 lbs. Ideal for assembly operations, ergonomic applications and other material handling needs.

The MAXX-ERGO-Lifter features a lift/lower button on a flexible control cord that allows the operator to be in the most comfortable position while lifting or lowering loads. The electric lift is battery operated and features an on board charger that runs on 110 volt input. Also available are five optional attachments that customize the unit for specific applications including roll and coil handling attachments and a tote lifter attachment that are bolted on permitting the unit to be changed back to the standard platform when required.



Model	MXE-150
Capacity	330 lbs. at 9" Load Center
Maximum Platform Height	59"
Lowered Height	5"
Straddle ID	18.75"
Straddle OD	23.25"
Platform Size	18.5" x 23.5"
Overall Size	35" x 23.5" x 70"
Steer Wheels	5" Swivel with Brake
Load Wheels	3" Swivel
Battery	24 Volt Maintenance Free
Charger	Auto On-Board



Attachment A-1 is used for rolls or coils that require lifting from underneath. Ideal for placing rolls on and off a shaft.



Attachment A-2 is a single ram suited for lifting coils or rolls through the core. The ram length is 24" long and 2" in diameter.



Attachment A-3 is a dual ram arrangement. The ram length is 17.75" long and 2" in diameter. The distance between the rams is 6". It can be used to cradle rolls or can handle two small rolls at one time through the core.



Attachment A-4 is a roll handling attachment designed to handle rolls in the vertical and horizontal position (poker chip position). The unit features an expandable ram that hold the roll by expanding in the core and turning the wheel pictured. The ram is 11" long and is 2.9" in diameter.


MAXX-JACK

Premium Pallet Truck

- 5,500 lb. Capacity
- Adjustable Push Rods
- Poly or Nylon Wheels (Nylon Standard)
- Hand Control
- Fork Entry Rollers
- Quality Hydraulic Pump with Built-In Overload Valve
- Heavy Duty Reinforced Forks with Gussets to Prevent Fork Spreading
- One Year Warranty



Standard Features



Adjustable Push Rods keep fork alignment even after years of use.



Comes standard with **Nylon Wheels**. Poly wheel with steel hub optional.



Fork Entry and Exit Roller allows for easy pallet entry and exit.



Control Handle with convenient "lift," "lower" and "neutral".

Model	Capacity (Lbs.)	Fork Width	Fork Length	Between Forks	Lowered Height	Raised Height	Weight (Lbs.)
MJ55-N48	5,500	20.5"	48"	8"	2.9"	8"	174
MJ55-W48	5,500	27"	48"	14.5"	2.9"	8"	180

Options - Skid Lifter

- Load Backrest 48" or 60" High