

Multi-Purpose Stand

For More Information: 866-333-0728

MULTI-PURPOSE STAND



Wide variety of accessories provide flexibility for custom layouts.



All components are assembled to the uprights with plastic knobs or installed with hooks.



Layout and position of components may be changed without using tools, allowing your system to evolve with your needs.



36" and 54" stands high can be made mobile for added flexibility.



WMA4050

MULTI-PURPOSE STAND

The multi-purpose stand allows you to keep a multitude of accessories close at hand, from the simplest tools to complex computer parts, spools supports and electronic equipment.

Both the centered and off-center stands give you fast access to each and every item you're storing. In addition to the stationary stands, available in 36", 54" and 84" high, Rousseau also offers a 36" and 54" high mobile version.

The accessory layout on the Rousseau multi-purpose stand is easily changed, without tools. Modify the stand according to your evolving needs by simply adding and moving the accessories.

For More Information: 866-333-0728
Custom Equipment Company
Sales: sales@customMhs.com
www.customMhs.com

For More Information: 866-333-0728

Storekeeper Model



WMA1012

Makes transporting small items easy.

1 – 54" high centered WM stand	
8 plastic bin rails	WM28-2801
1 document holder	WM90-01
1 bottom shelf with rubber mat	WM83-282701

Product #	W x D x H
WMA101	32" x 27" x 59 1/4"

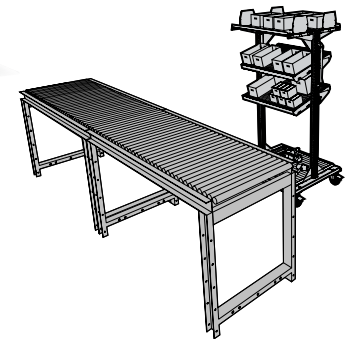


WMA1052

Facilitates workstation and assembly line tasks.

1 – 54" high centered WM stand	
2 tiltable shelves	WM20-2812
6 partial dividers	SH52-1206
1 bottom shelf with rubber mat	WM83-282701
2 tiltable pans	WM22-2820

Product #	W x D x H
WMA105	32" x 27" x 59 1/4"



NOTE Any and all accessories not mentioned in the description are not sold by Rousseau.

Wire Spool Model



WMA1032

Facilitates storing and access to wire spools.

1 – 54" high centered WM stand	
1 bottom shelf with rubber mat	WM83-282701
8 wire spool supports	WM31-2801

Product #	W x D x H
WMA103	32" x 27" x 59 1/4"

NOTE Any and all accessories not mentioned in the description are not sold by Rousseau.



ATTENTION

TO ORDER: Model numbers must be completed according to the selected option.

Stationary models:


- 0 with floor anchoring kit
- 1 with leveling glide kit

Mobile models (54" high stands only):

- 2 with handle and 4" casters: 2 rigid and 2 swivel with total-lock brake system
- 3 with handle and 4" casters: 2 swivel and 2 swivel with total-lock brake system
- 4 with handle and 6" casters: 2 rigid and 2 swivel with total-lock brake system
- 5 with handle and 6" casters: 2 swivel and 2 swivel with total-lock brake system

For More Information: 866-333-0728
 Custom Equipment Company
 Sales: sales@customMhs.com
 www.customMhs.com

Labeling Model



WMA3021

The perfect solution for all of your labeling needs.

- 1 – 84" high centered WM stand
- 2 tiltable shelves WM20-2812
- 6 partial dividers SH52-1206
- 4 plastic bin rails WM28-2801
- 6 wire spool supports WM31-2801
- 2 document holders WM90-01
- 1 bottom shelf WM83-282701

Product #	W x D x H
WMA302	32" x 27" x 85"

Repair and Maintenance Model



WMA3031

For repair or maintenance tasks on workstations installed back-to-back.

- 1 – 84" high centered WM stand
- 2 cantilever overhead supports WM18-26
- 2 overhead workstation lights WM45-48T8-28
- 2 tiltable shelves WM20-2812
- 6 partial dividers SH52-1206
- 2 perforated panels WM53-2424
- 1 panel bracket kit WM50-01
- 2 packs of 10 double back single hooks WM98-03
- 2 wire spool supports WM31-2801
- 2 vertical adaptors for electrical and air outlets WM41-01
- 2 power outlet strips 70000505
- 2 document holders with arm WM70-01

Product #	W x D x H
WMA303	32" x 27" x 85"

NOTE Any and all accessories not mentioned in the description are not sold by Rousseau.

Electronic Model



WMA4041

Our proposal to organize and protect the equipment in an electronic workstation.

- 1 – 84" high off-center WM stand
- 1 cantilever overhead support WM18-26
- 1 overhead workstation light WM45-48T8-28
- 1 plastic bin rail WM28-2801
- 1 storage cabinet with door and lock WM75-281516L3
- 6 partial dividers SH52-1206
- 1 tiltable pan WM22-2820
- 1 vertical adaptor for electrical and air outlets WM41-01
- 1 power outlet strip 70000505
- 1 lamp with magnifier and fluorescent light 70000635
- 1 light-duty arm adaptor WM68-01

Product #	W x D x H
WMA404	32" x 27" x 85"

Computer Model



WMA4021

Complete workstation with all the space you need for your computer components.

- 1 – 84" high off-centered WM stand
- 2 tiltable shelves WM20-2812
- 6 partial dividers SH52-1206
- 1 bottom shelf WM83-282702
- 1 tiltable pan WM22-2820
- 1 document holder with arm WM70-01
- 1 vertical adaptor for electrical and air outlets WM41-01
- 1 power outlet strip 70000505

Product #	W x D x H
WMA402	32" x 27" x 85"

NOTE Any and all accessories not mentioned in the description are not sold by Rousseau.

ATTENTION

TO ORDER: Model numbers must be completed according to the selected option.

Stationary models:

- Q with floor anchoring kit
- 1 with leveling glide kit



Multi-Purpose Stand Stability and Capacity

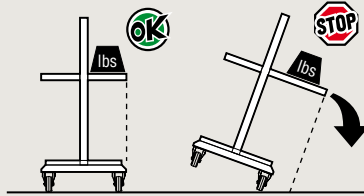
LEGEND



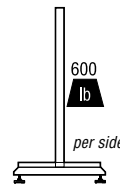
Workstation stability is safe.



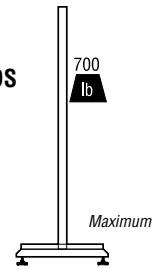
This configuration is not recommended.



54" STANDS



84" STANDS



Maximum capacity : 1200 lb, evenly distributed load.

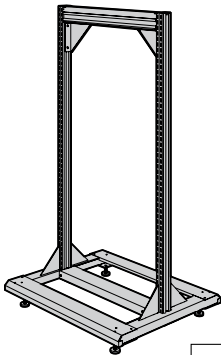


Maximum capacity : 700 lb load distributed on one or both sides.

Multi-Purpose Stand

WMA

Stand offered in three heights : 36", 54" and 84";
Centered and off-center stands available;
Post offers up to 6 fixing zones for a minimum of interference between components.



Product #	Height	Type
WMA500	36"	Centered
WMA600	36"	Off-center
WMA100	54"	Centered
WMA200	54"	Off-center
WMA300	84"	Centered
WMA400	84"	Off-center

NOTE 54" mobile stand includes handle.

ATTENTION TO ORDER:

Model numbers must be completed according to the selected option.

Stationary models:

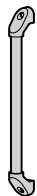
- 0 with floor anchoring kit
- 1 with leveling glide kit

Mobile models (36" and 54" high stands only):

- 2 with 4" casters : 2 rigid and 2 swivel with total-lock brake system
- 3 with 4" casters : 2 swivel and 2 swivel with total-lock brake system
- 4 with 6" casters : 2 rigid and 2 swivel with total-lock brake system
- 5 with 6" casters : 2 swivel and 2 swivel with total-lock brake system

Replacement Handle

WS74

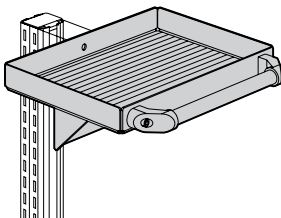


Aluminum with black plastic end caps;
Installs on the side of the multi-purpose stand;
Modern, attractive look;
Included with 54" H mobile models.

Product #
WS74-1202

Shelf for WM Upright

WM84

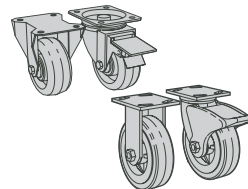


Usable shelf area : 8" x 14" x 1";
Horizontal aluminum handle with plastic end caps available for 36" high mobile stands only.

Product #	Description
WM84-081401	With handle for 36" high mobile stands
WM84-081402	Without handle for 36", 54" and 84" high stands

4" and 6" Casters

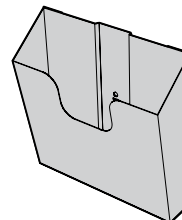
LB81 / LB84



Choice of 3 types of casters : rigid, swivel, swivel with total brake (on wheel and swivel);
4" casters : 420 lb; capacity; 5 1/4" high;
6" casters : 900 lb; capacity; 7 1/2" high;
Heavy-duty, non-marking polyurethane casters; superior quality industrial casters;
Included with 36" H and 54" H mobile multi-purpose stands.

Document Holder

WM90

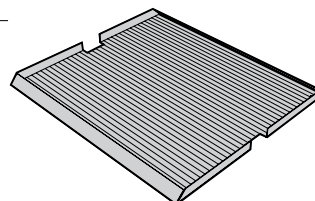


Specially designed to be installed on the multi-purpose stand;
Keeps paperwork or manuals accessible and organized.

Product #
WM90-01

Bottom Shelf

WM83



Fastened at the bottom of the multi-purpose stand;
Equipped with heavy-duty rubber mat;
Dimensions: 26" W x 22 3/4" D (inside dim.)

Product #	Structure
WM83-282701	Centered
WM83-282702	Off-center

IMPORTANT

All 28" wide multi-purpose upright accessories are compatible with multi-purpose stands AS LONG AS all security recommendations are followed. For further information, contact your customer service representative.

SEE PAGES 124-132