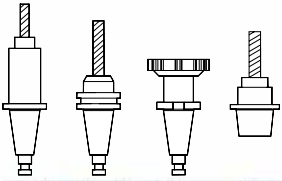


rousseau

The efficient way to store your tools

CNC Tool Storage System



Overview of Rousseau's products



Introduction



TEAM SUCCESS

Rousseau Metal Inc. was founded in 1950. Since that time, we have designed, manufactured and marketed industrial storage systems. As an example of our growth and vitality over the years, our installations are over 183,000 square feet and utilize the latest, cutting-edge technology.

Our Research & Development dept. along with our Sales & Marketing dept. are in constant evolution. This allows us to offer a wide range of products that respond to strict criteria, guaranteeing performances high enough to satisfy even the most discerning customer.

We offer you a complete and integrated storage solution: mobile carts, modular drawer systems for shelving and cabinets, industrial shelving system, Mini-racking, toolbox system and workstations that are adapted to your reality; the cutting tool industry. These products are tailored to respond to your needs no matter how specialized they may be. We are proud to be known as "The Space Efficiency People."

CNC Tool Storage System

The CNC tool storage system has been designed to ensure maximum protection of your CNC tools during handling, transport and storage.

With its original two-level design, the tool rack offers improved support and increased stability by preventing tools from falling out, even in an inclined position. The tool rack surface is made of sturdy PVC and protects tools against blows, corrosion and spattering molten metal while favoring coolant drainage and limiting contact surfaces with the tool.

The tool rack is offered with perforations to insert Taper, Straight, Sandvik Capto, HSK, KM and VDI. The tool rack is also available without perforations.



Regular operations

- Part and tool manipulation
- Temporary storage
- Data processing



Central stockroom

- Storage
- Preparation



NCW0101



NCW0585

Maintenance

- Sharpening
- Gauging
- Tip changing



NCW0101

Tool Racks

The tool rack, the core of the CNC Tool Storage System, is compatible with the entire Rousseau product line. The compact and sturdy rack is equipped with practical, ergonomic handles making it easy to carry. However, its greatest advantage is the protection it can offer your tools. Made of sturdy PVC, the extruded part of the tool rack protects your tools against blows while allowing for coolant drainage. The contact point between tools and the rack help prevent corrosion.



PATENTED

Advantages:

- Avoids accidental contact between tools;
- Prevents corrosion and premature wear due to inappropriate storage;
- Minimizes your tool acquisition and reconditioning costs;
- The identification zone allows for quick retrieval of tools.

Equivalency Chart



Tool Type	Stand – Cabinet - Shelving				Mini-Racking			
	30" tool rack	number of holes	36" tool rack	number of holes	18" PVC platform	number of holes	24" PVC platform	number of holes
Blank rack	NC10-3000	-	NC10-3600	-	NC30-1800	-	NC30-2400	-
Taper 30	NC12-3001	10	NC12-3601	12	NC31-1801	8	NC31-2401	10
Taper 40	NC12-3003	7	NC12-3603	8	NC31-1803	7	NC31-2403	9
Taper 50	NC12-3005	5	NC12-3605	6	NC31-1805	4	NC31-2405	5
3/4" Straight	NC12-3010	20	NC12-3610	24	NC31-1810	14	NC31-2410	18
1" Straight	NC12-3011	20	NC12-3611	24	NC31-1811	14	NC31-2411	18
1 1/4" Straight	NC12-3013	20	NC12-3613	24	NC31-1813	14	NC31-2413	18
1 1/2" Straight	NC12-3015	8	NC12-3615	10	NC31-1815	5	NC31-2415	7
1 3/4" Straight	NC12-3016	8	NC12-3616	10	NC31-1816	5	NC31-2416	7
2" Straight	NC12-3018	6	NC12-3618	7	NC31-1818	4	NC31-2418	5
2 1/4" Straight	NC12-3019	6	NC12-3619	7	NC31-1819	4	NC31-2419	5
2 1/2" Straight	NC12-3021	6	NC12-3621	7	NC31-1821	4	NC31-2421	5
C4 Sandvik Capto	NC12-3031	22	NC12-3631	26	NC31-1831	18	NC31-2431	24
C5 Sandvik Capto	NC12-3032	10	NC12-3632	12	NC31-1832	7	NC31-2432	9
C6 Sandvik Capto	NC12-3033	7	NC12-3633	8	NC31-1833	7	NC31-2433	9
HSK 25 (A-C-E)	NC12-3040	22	NCR-3640	26	NC31-1840	18	NC31-2440	24
HSK 32 (A-C-E)	NC12-3041	22	NC12-3641	26	NC31-1841	18	NC31-2441	24
HSK 40 (A-C-E)	NC12-3042	22	NC12-3642	26	NC31-1842	18	NC31-2442	24
HSK 50 (A-C-E)	NC12-3043	10	NC12-3643	12	NC31-1843	8	NC31-2443	10
HSK 63 (A-C-E)	NC12-3044	7	NC12-3644	8	NC31-1844	5	NC31-2444	7
HSK 80 (A-C-E)	NC12-3045	5	NC12-3645	6	NC31-1845	4	NC31-2445	5
HSK 100 (A-C-E)	NC12-3046	4	NC12-3646	5	NC31-1846	3	NC31-2446	4
32 KM	NC12-3050	22	NC12-3650	26	NC31-1850	18	NC31-2450	24
40 KM	NC12-3051	22	NC12-3651	26	NC31-1851	18	NC31-2451	24
50 KM	NC12-3052	10	NC12-3652	12	NC31-1852	8	NC31-2452	10
63 KM	NC12-3053	7	NC12-3653	8	NC31-1853	5	NC31-2453	7
80 KM	NC12-3054	5	NC12-3654	6	NC31-1854	4	NC31-2454	5
VDI 30 mm	NC12-3060	6	NC12-3660	7	NC31-1860	7	NC31-2460	9
VDI 40 mm	NC12-3061	5	NC12-3661	6	NC31-1861	4	NC31-2461	5
VDI 50 mm	NC12-3062	4	NC12-3662	5	NC31-1862	3	NC31-2462	4

NOTE The number of tools that a tool rack can hold varies according to tool diameter and the width of the tool rack.

Mobile Carts

The Rousseau mobile carts have been designed to optimize your changing workspace set-up, carry your tools efficiently, facilitate moving your tools, and all of this, while providing adequate protection.

The carts are equipped with smooth-rolling, silent, 4" polyurethane casters that glide easily even over metal fragments and greasy surfaces.

The tool rack's PVC surface ensures protection against blows, corrosion and spattering molten metal. The racks are inclined 20° for easy access during handling.

36" Height Cart



NCW0101

8 - 30" W tool racks with ergonomic handles;
4" polyurethane casters that do not mark floors;
Shelf with aluminum handle.

Dimensions		Taper 40	Taper 50	HSK 50	HSK 63	50 KM	63 KM
W	D H						
32"	27" 41 1/4" (with casters)	NCW0100	NCW0101	NCW0102	NCW0103	NCW0104	NCW0105
Maximum Tool Quantity: (8 racks)		56	40	80	56	80	56

54" Height Cart




NCW0217

12 - 30" W tool racks with ergonomic handles;
4" polyurethane casters that do not mark floors;
Aluminum side handle for moving the cart;
Document holder.

Dimensions		Taper 40	Taper 50	HSK 50	HSK 63	50 KM	63 KM
W	D H						
32"	27" 59 1/4" (with casters)	NCW0216	NCW0217	NCW0218	NCW0219	NCW0220	NCW0221
Maximum Tool Quantity: (12 racks)		84	60	120	84	120	84

NOTE If your tool type is not shown in the charts above, please refer to page 6, or contact our customer service department.

SEE PAGE 6

 Maximum capacity: 1200 lb, evenly distributed load.





Stationary Storage Systems for Tools

Whether for storing specialized materials for metal working, such as drill bits, collets, punches, tool holders or standard tools such as pliers, files, wrenches or various fittings and sockets, Rousseau offers a multitude of solutions: stationary stands, modular cabinets, shelving with drawers, Mini-racking, etc. All of these possibilities mean that you are sure to find the storage solution that best fits your specific needs.

Our range of storage possibilities ensures ideal protection against corrosion and premature aging of your tools caused by inadequate storage. Your tools are precious; let Rousseau help you protect them!

54" Height Stand



NCW0248

8 - 30" W tool racks with ergonomic handles;
2 plastic bin rails (note: the red plastic bins are not sold by Rousseau);
2 shelves, each with 3 dividers.

Dimensions			Taper 40	Taper 50	HSK 50	HSK 63	50 KM	63 KM
W	D	H						
32"	27"	54"	NCW0247	NCW0248	NCW0249	NCW0250	NCW0251	NCW0252
Maximum Tool Quantity: (8 racks)			56	40	80	56	80	56

Tool Storage Cabinet



NCM0067

12 tool racks with ergonomic handles;
3 drawers that open 100%, 12" clearance between the drawers;
2" cabinet base allows the cabinet to be moved with a forklift;
Includes the true one-at-a-time locking mechanism;
Available without doors, with solid doors, or polycarbonate doors (standard lock included);
The doors open 180° permitting full clearance space for easy tool handling;
The polycarbonate surface of the doors is highly impact resistant.

Dimensions			Accessories		Taper 40	Taper 50	HSK 50	HSK 63	50 KM	63 KM
W	D	H								
30"	27"	60"	No doors		NCM0011	NCM0061	NCM0111	NCM0161	NCM0211	NCM0261
			Polycarbonate doors		NCM0012	NCM0062	NCM0112	NCM0162	NCM0212	NCM0262
			Solid doors		NCM0013	NCM0063	NCM0113	NCM0163	NCM0213	NCM0263
Maximum Tool Quantity: (12 racks)					84	60	120	84	120	84
36"	24"	60"	No doors		NCM0017	NCM0067	NCM0117	NCM0167	NCM0217	NCM0267
			Polycarbonate doors		NCM0018	NCM0068	NCM0118	NCM0168	NCM0218	NCM0268
			Solid doors		NCM0019	NCM0069	NCM0119	NCM0169	NCM0219	NCM0269
Maximum Tool Quantity: (12 racks)					96	72	144	96	144	96

Shelving with Drawers



NCS2266

8 tool racks with ergonomic handles;
1 - 3" H drawer with groove trays;
2 - 4" H drawers included: 1 drawer with foam for tools; 1 with compartments;
2 drawers with tool racks, 12" clear space between drawers;
Drawers open 100%;
Shelving with closed uprights;
The 75" H shelving unit includes 2 shelf levels and 2 dividers; the 87" unit includes 3 shelf levels and 4 dividers.

Dimensions			Taper 40	Taper 50	HSK 50	HSK 63	50 KM	63 KM
W	D	H						
30"	24"	75"	NCS2251	NCS2261	NCS2271	NCS2281	NCS2291	NCS2301
30"	24"	87"	NCS2252	NCS2262	NCS2272	NCS2282	NCS2292	NCS2302
Maximum Tool Quantity: (8 racks)			56	40	80	56	80	56
36"	24"	75"	NCS2255	NCS2265	NCS2275	NCS2285	NCS2295	NCS2305
36"	24"	87"	NCS2256	NCS2266	NCS2276	NCS2286	NCS2296	NCS2306
Maximum Tool Quantity: (8 racks)			64	48	96	64	96	64

Shelving with drawers must be anchored to the floor (anchor kit included).

NOTE If your tool type is not shown in the charts above, please refer to page 6, or contact our customer service department.

SEE PAGE 6

Stationary Storage Systems for Tools

Shelving with Adaptors



NCS4025

9 - 36" W tool racks, with ergonomic handles;
 The racks are inclined 20° to facilitate tool access and handling;
 75" H shelving unit includes 1 shelf level and 2 dividers; the 87" unit includes 2 shelf levels each with 2 dividers.

Dimensions			Accessories	Taper 40	Taper 50	HSK 50	HSK 63	50 KM	63 KM
W	D	H							
36"	18"	75"	No doors	NCS4005	NCS4025	NCS4045	NCS4065	NCS4085	NCS4105
			Polycarbonate doors	NCS4006	NCS4026	NCS4046	NCS4066	NCS4086	NCS4106
36"	18"	87"	No doors	NCS4007	NCS4027	NCS4047	NCS4067	NCS4087	NCS4107
			Polycarbonate doors	NCS4008	NCS4028	NCS4048	NCS4068	NCS4088	NCS4108
Maximum Tool Quantity: (9 racks)				72	54	108	72	108	72

Mini-Racking for High-Density Storage



NCS6024

3 levels with platforms for tools;
 Full-width label holders for tool identification;
 75" Mini-Racking unit includes 1 steel decking level, the 87" unit includes 2 steel decking levels for bulk storage.



Dimensions			Taper 40	Taper 50	HSK 50	HSK 63	50 KM	63 KM
W	D	H						
60"	18"	75"	NCS6001	NCS6021	NCS6031	NCS6041	NCS6051	NCS6061
60"	18"	87"	NCS6002	NCS6022	NCS6032	NCS6042	NCS6052	NCS6062
Maximum Tool Quantity:			210	120	240	150	240	150
60"	24"	75"	NCS6003	NCS6023	NCS6033	NCS6043	NCS6053	NCS6063
60"	24"	87"	NCS6004	NCS6024	NCS6034	NCS6044	NCS6054	NCS6064
Maximum Tool Quantity:			270	150	300	210	300	210
72"	18"	75"	NCS6005	NCS6025	NCS6035	NCS6045	NCS6055	NCS6065
72"	18"	87"	NCS6006	NCS6026	NCS6036	NCS6046	NCS6056	NCS6066
Maximum Tool Quantity:			250	144	288	180	288	180
72"	24"	75"	NCS6007	NCS6027	NCS6037	NCS6047	NCS6057	NCS6067
72"	24"	87"	NCS6008	NCS6028	NCS6038	NCS6048	NCS6058	NCS6068
Maximum Tool Quantity:			324	180	360	252	360	252

Note: the platform can only receive tools with collets. It is not compatible with Straight Shank tools without collets.

Multipurpose Workstation



NCS8015

13 tool racks with ergonomic handles;
 6 drawers included: 1 - 3" drawer, 2 - 4" drawers, 2 - 7" drawers and 1 - 9" drawer;
 6 shelf levels and 8 dividers;
 Laminated wood top, 60" W x 24" D;
 Lamp and power outlet strip;
 Perforated panel with 10 hooks;
 Louvered panel for plastic bins (note: the red bins are not sold by Rousseau).

Dimensions			Taper 40	Taper 50	HSK 50	HSK 63	50 KM	63 KM
W	D	H						
120"	24"	87"	NCS8004	NCS8013	NCS8023	NCS8033	NCS8043	NCS8053
Maximum Tool Quantity: (13 racks)			91	65	130	91	130	91
132"	24"	87"	NCS8005	NCS8015	NCS8025	NCS8035	NCS8045	NCS8055
Maximum Tool Quantity: (13 racks)			103	77	155	103	155	103

*2 - 30" W shelving ** 2 - 36" W shelving

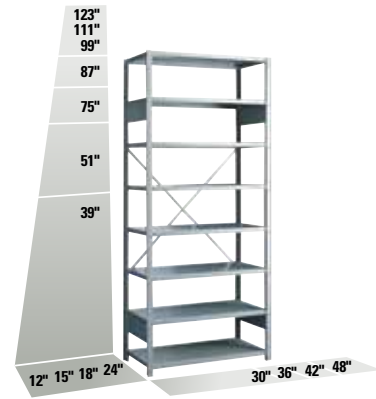
NOTE If your tool type is not shown in the charts above, please refer to page 6, or contact our customer service department.

SEE PAGE 6

Spider® Shelving System

With sturdy construction and quick assembly, the Spider® Shelving System meets all of your storage needs. The advantage of being able to expand shelving in width, depth and height, along with a multitude of accessories, allows you to create practical storage solutions that meet both your current and future needs. Assembly is simple: the shelves are fastened to the posts using four compression clips. As a result, shelving layouts can be changed quickly.

Many layouts are possible, contact our customer service department for a customized solution.



Open or Closed Shelving



Box-type shelves with front and rear edges that are roll-formed and welded;
Shelves adjustable every inch c/c;
Welded uprights;
To order a open shelving, complete the product number by 1;
To order a closed shelving, complete the product number by 2.

Dimensions			Capacity per Shelf		Shelf Levels			
W	D	H	4	5	6	7		
30"	24"	75"	575 lb	SHE_103	SHE_109	SHE_115	SHE_203	
30"	24"	87"	575 lb	SHE_106	SHE_112	SHE_118	SHE_206	
36"	24"	75"	625 lb	SHE_003	SHE_009	SHE_015	SHE_021	
36"	24"	87"	625 lb	SHE_006	SHE_012	SHE_018	SHE_024	

Mobile Shelving



Models include one open shelving (uprights, braces and box shelves), the mobile base for Spider® shelving and 4 - 4" H casters, 2 swivels with total-lock brake system and 2 rigid;
Box-type shelves with front and rear edges that are roll-formed and welded;
Shelves adjustable every inch c/c;
Capacity: 1000 lb per base;
Not compatible with modular drawers, roll-out shelves and doors;
Side-to-side combination are possible, contact our customer service department for a customized solution.

Dimensions			Useable Shelves	Open
W	D	H		
36"	18"	63"	6	SRE4001M
36"	24"	63"	6	SRE4002M
36"	24"	75"	6	SRE4003M
48"	18"	63"	6	SRE4007M
48"	24"	63"	6	SRE4008M
48"	24"	75"	6	SRE4009M

Shelving with Drawers



Box-type shelves with front and rear edges that are roll-formed and welded;
Shelves adjustable every inch c/c;
Closed welded uprights with back panel;
7 drawers with compartments : 2 - 3" drawers, 3 - 4" drawers, 2 - 6" drawers;
1 front access roll-out shelf;
400 lb. capacity per drawer; 100% opening.

Dimensions			
W	D	H	
36"	24"	75"	R5SEE-754809
36"	24"	87"	R5SEE-874809
48"	18"	75"	R5SHC-754809
48"	18"	87"	R5SHC-874809
48"	24"	75"	R5SHE-754809
48"	24"	87"	R5SHE-874809

